

**ST3 Supatray [GB/HG]****Features**

50mm high side. Rapid on-site fabrication of accessories.

**Recommended joining hardware is:**

TU940 Nut and Bolt Pack (40/pkt).

**Standard Length:** 3m

**Standard Finish:** Galvabond.

**Also available in:** Hot dipped Galvanised, Aluminium, Powder Coated.

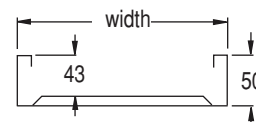
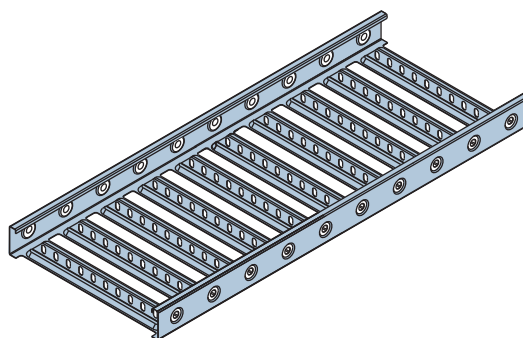
**Nominal Standard Widths:**

150, 300, 450 and 600mm.

**Load carrying capacities of standard galvabond ST3 Supatray:**

140kg/lin. metre over 1.5m span

36kg/lin. metre over 3m span.



Description	Part No.
ST3-150-GB	<b>AUG2A315</b>
ST3-300-GB	<b>AUG2A330</b>
ST3-450-GB	<b>AUG2A345</b>
ST3-600-GB	<b>AUG2A360</b>

Description	Part No.
ST3-150-HG	<b>AUH2A315</b>
ST3-300-HG	<b>AUH2A330</b>
ST3-450-HG	<b>AUH2A345</b>
ST3-600-HG	<b>AUH2A360</b>

**ST5 Supatray [GB/HG]****Features**

75mm high side. Rapid on-site fabrication of accessories.

**Recommended joining hardware is:**

TU940 Nut and Bolt Pack (40/pkt).

**Standard Length:** 3m

**Standard Finish:** Galvabond.

**Also available in:** Hot dipped Galvanised, Aluminium, Powder Coated.

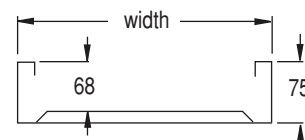
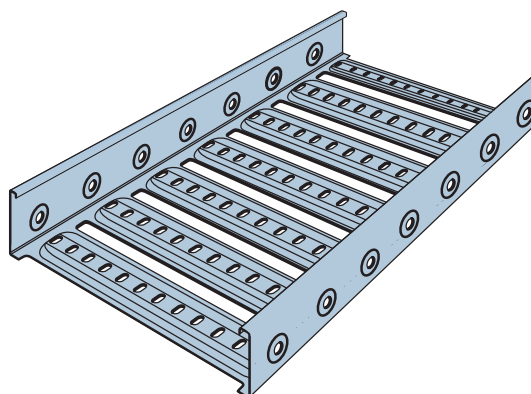
**Nominal Standard Widths:**

150, 300, 450 and 600mm.

**Load carrying capacities of standard galvabond ST5 Supatray:**

300kg/lin. metre over 1.5m span

80kg/lin. metre over 3m span.



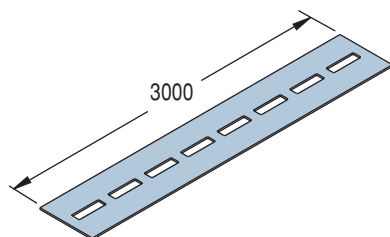
Description	Part No.
ST5-150-GB	<b>AUG5A315</b>
ST5-300-GB	<b>AUG5A330</b>
ST5-450-GB	<b>AUG5A345</b>
ST5-600-GB	<b>AUG5A360</b>

Description	Part No.
ST5-150-HG	<b>AUH5A315</b>
ST5-300-HG	<b>AUH5A330</b>
ST5-450-HG	<b>AUH5A345</b>
ST5-600-HG	<b>AUH5A360</b>

## SUPATRAY ACCESSORIES

### Bendside

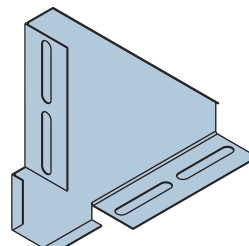
Create bends of varying degrees.



Description	Finish	Part No.	Finish	Part No.
ST3 Bendside	GB	AUG2BS3	HG	AUH2BS3
ST5 Bendside	GB	AUG5BS3	HG	AUH5BS3

### T-X Bracket

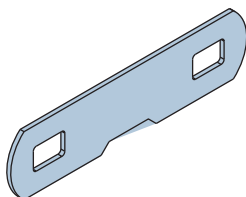
Intersect and change direction of cable tray by creating either a tee or cross section.



Description	Finish	Part No.	Finish	Part No.
ST3 T-X Bracket	GB	AUG2BTX	HG	AUH2BTX
ST5 T-X Bracket	GB	AUG5BTX	HG	AUH5BTX

### Link Plate

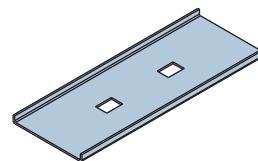
Join and vary the angle of the cable tray.  
Create internal and external risers to run cable tray vertically.



Description	Finish	Part No.	Finish	Part No.
ST3 Link Plate	GB	AUG2PLK	HG	AUH2PLK
ST5 Link Plate	GB	AUG5PLK	HG	AUH5PLK

### Splice Plate

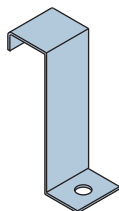
Used to join tray sections together.



Description	Finish	Part No.	Finish	Part No.
ST3 Splice Plate	GB	AUG2PFH	HG	AUH2PFH
ST5 Splice Plate	GB	AUG5PFH	HG	AUH5PFH

### Hold Down Bracket

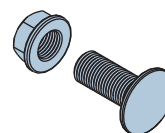
Allow you to secure the cable tray to the Unistrut support system - cantilever brackets or trapeze hangers.



Description	Finish	Part No.	Finish	Part No.
ST3 Hold Down Bracket	GB	AUG2HDC	HG	AUH2HDC
ST5 Hold Down Bracket	GB	AUG5HDC	HG	AUH5HDC

### Joining Hardware

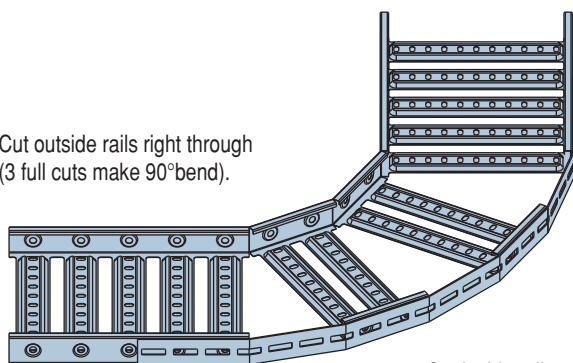
Used to secure link plates, splice plates, bendsides and T-X brackets to the cable tray.



Description	Finish	Part No.	Finish	Part No.
ST3 Joining Hardware (40/pkt)	ZP	TU940	MG	TU940MG
ST5 Joining Hardware (40/pkt)	ZP	TU940	MG	TU940MG
ST3 Divider Strip - 3m long	GB	AUG2DS3	HG	AUH2DS3
ST5 Divider Strip - 3m long	GB	AUG5DS3	HG	AUH5DS3

## Supatray Bend

Cut outside rails right through (3 full cuts make 90° bend).



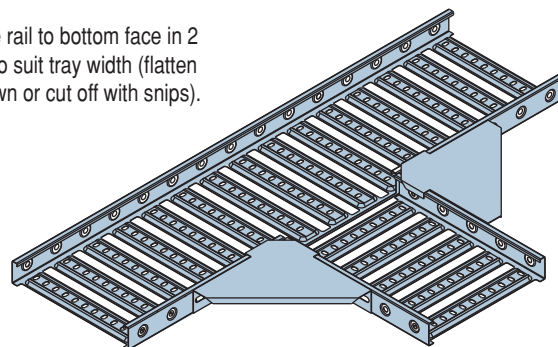
Form bendside to suit and cut to length before fixing to tray with standard joining hardware.

Cut inside rails at top and bottom flanges only.

## Supatray T-X Bracket

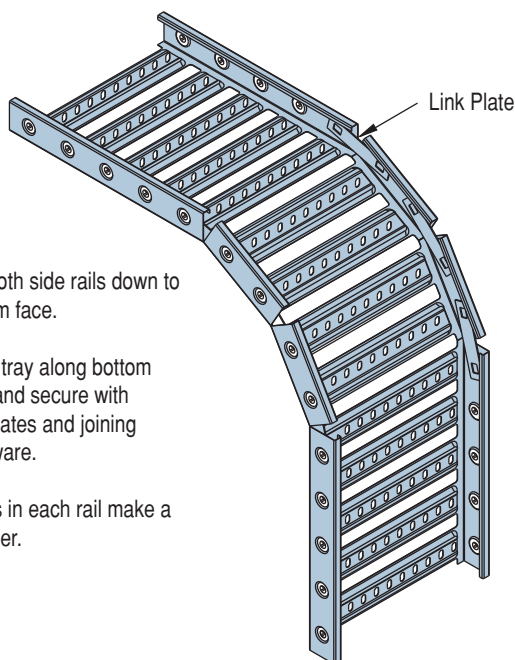
**Note:** Cross is same procedure repeated on the other side.

Cut side rail to bottom face in 2 places to suit tray width (flatten side down or cut off with snips).



Fix 2 T-X brackets to both trays using joining hardware.

## Supatray External Riser

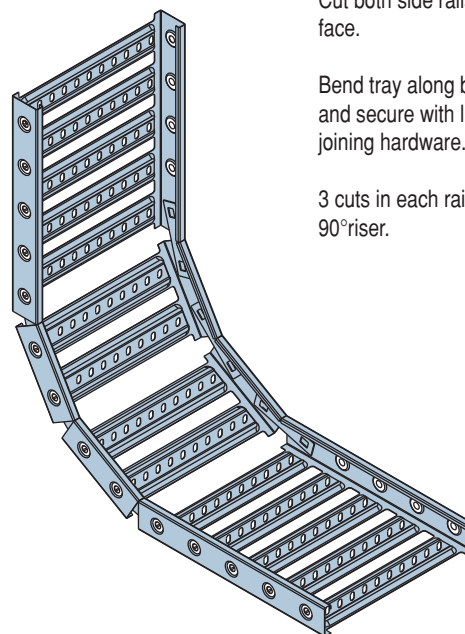


Cut both side rails down to bottom face.

Bend tray along bottom face and secure with link plates and joining hardware.

3 cuts in each rail make a 90° riser.

## Supatray Internal Riser

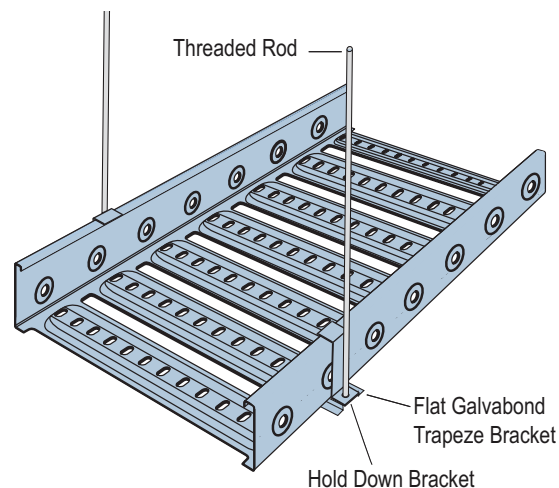
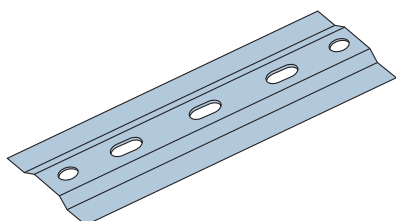


Cut both side rails down to top face.

Bend tray along bottom face and secure with link plates and joining hardware.

3 cuts in each rail make a 90° riser.

## TB – Light Duty Trapeze Bracket



Part No.	Designation	Actual Size
TB150	Trapeze Bracket for Supatray 150mm	225mm
TB300	Trapeze Bracket for Supatray 300mm	375mm
TB450	Trapeze Bracket for Supatray 450mm	525mm
TB600	Trapeze Bracket for Supatray 600mm	675mm