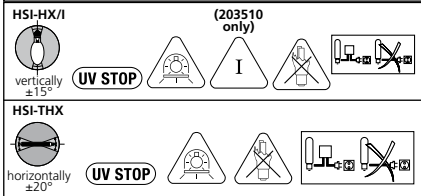


# HSI-HX / HSI-THX

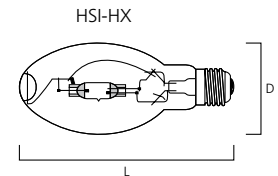


- HX family of metal halide lamps designed for optimal performance on a mercury ballast with soft ignitor
- 'I' internal ignitor versions available, for simpler circuits with no ignitor
- 'I' versions can be used as a direct replacement for mercury discharge lamps
- High lumen package with good colour rendering properties
- For industrial applications such as petrol stations, car parks, rail yards
- Popular choice for sports arena lighting
- 20,000 hours average life

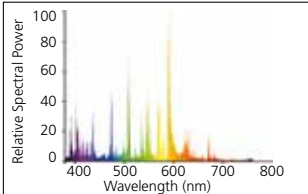
\* Can operate on either HPS or MH control gear. Contact your SLA representative for technical details



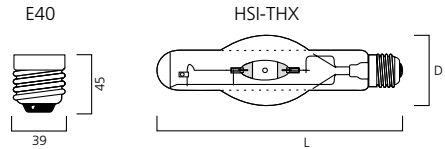
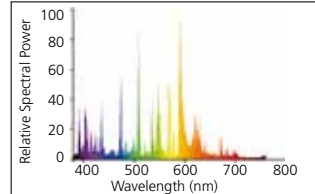
<b>HSI-HX</b>	<b>250W</b>	<b>400W</b>
L	227	290
D	90	120
<b>HSI-THX</b>	<b>250W</b>	<b>400W</b>
L	260	270
D	48	63



Metal Halide HSI-T/HX/CL



Metal Halide HSI-HX/CO



## HSI-HX / HSI-THX

Code	Description	Watt	Volt	Current	Cap	Lamp Finish	Colour Temp	CRI Group	Luminous Flux	Packing Qty.
<b>HSI-HX Elliptical</b>										
203570	HSI-HX 250W/CL	245W	130V	2.10A	E40	Clear	4500K	2B	23000 lm	12
203550	HSI-HX 250W/CO	245W	130V	2.10A	E40	Coated	3800K	2A	21000 lm	12
203530	HSI-HX 400W/CL	400W	130V	3.40A	E40	Clear	4500K	2B	37000 lm	12
203500	HSI-HX 400W/CO	400W	130V	3.40A	E40	Coated	3800K	2A	35200 lm	12
203510**	HSI-HX 400W/CO/I	400W	130V	3.40A	E40	Coated	3800K	2A	35200 lm	12
** Has in-built ignitor within lamp - no ignitor required										
<b>HSI-THX Tubular</b>										
693410	HSI-THX 250W/CL/4K	245W	130V	2.10A	E40	Clear	4500K	2B	20000 lm	12
693440	HSI-THX 400W/CL/4K	400W	130V	3.40A	E40	Clear	4200K	2B	36000 lm	12