

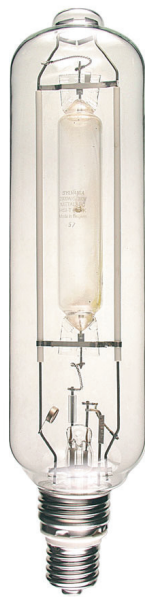
# HSI-T

---

## FEATURES

- Single ended quartz metal halide lamps with a tubular outer envelope
- Both internal and external ignitor versions available
- All versions operate on a standard mercury ballast, with or without (I type) external ignitor
- Very high light output with outstanding colour properties
- Suitable for colour television filming in sports stadia and large arena
- Industrial lighting applications in exterior car parks, rail and dock yards
- Up to 10,000 hours average life

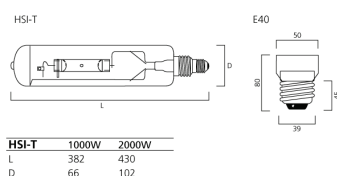
## KEY APPLICATIONS



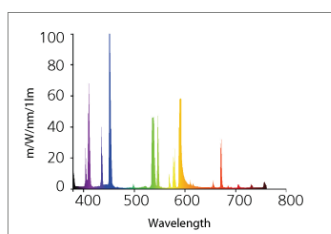
## LUMINAIRE CONSTRUCTION

## OPTIONS AVAILABLE

Order Code	Description	Dimensions	Base
693200EU	HSI-T 1000W/4K	L382 X D66	E40
693240	HSI-T 2000W-4K	L430 X D102	E40
205400	HSI-T 2000W-S//4K**	L430 X D102	E40



Metal Halide HSI-T 2000W/NDL



For more information,  
scan the QR code:

