

Representative Photo Only
(actual product may vary based on configuration selections)

Load break switch SLBM 3 pole 20A external handle kit

- Double break per pole offers high durability and short-circuit withstand
- Use of glass fibre reinforced polyester provides high mechanical and thermal resistance (does not include SLBM or VLBM modular series)
- Quick and easy to install thanks to good centre to centre distance and connection accessories including copper connecting links.
- Wide range of accessories available which is flexible in adapting to various applications and reduces the cost of management and storage
- All Socomec load break switches compatible with the ergonomic IP65 S-Type Handles which features interlocking (in the ON position), pad locking, UV and chemical agent resistive material and the choice of standard blue or red/yellow colour

SPECIFICATIONS

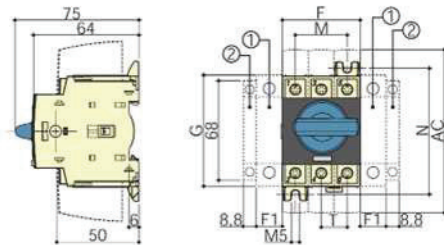
Number of Poles	3
Icw, Short Time Withstand Current, 300ms (rms)	2.5 kA, 300ms
Ui, Rated Insulation Voltage	800 V (rms)
Uimp, Impulse Withstand Voltage	8 kV
Ie, Rated Operational Current, AC 21a, 400V AC	20 A
Ie, Rated Operational Current, AC 21a, 500V AC	20 A
Ie, Rated Operational Current, AC-21a, 690V	20 A @690V
Ie, Rated Operational Current, AC 22a, 400V AC	20 A
Ie, Rated Operational Current, AC 22a, 500V AC	20 A
Ie, Rated Operational Current, AC 22a, 690V AC	20 A
Ie, Rated Operational Current, AC 23a, 400V AC	20 A
Ie, Rated Operational Current, AC-23a, 500V AC	20 A @500V
Ie, Rated Operational Current, AC 23a, 690V AC	20 A
kW Rating, AC-23a, 400V, 3ph	15 kW
kW Rating, AC-23a, 415V, 3ph	15 kW
Cable Cross Section (Min)	1.5 mm ²
Cable Cross Section (Max)	16 mm ²
Tightening Torque, Min	2 Nm
Tightening Torque, Max	2.2 Nm
Height	75 mm
Width	45 mm
Depth	136 mm
Weight	0.16 kg
Mechanical service life	100000 cycles



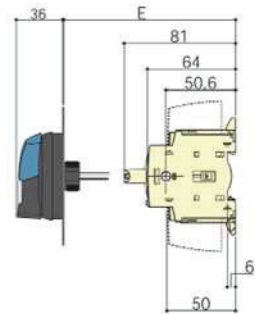
REFERENCES	
IECEX Certificate	-
Supplier Declaration of Conformity:	-
Installation Guide:	-
User Manual:	-
Manufacturer Datasheet:	-
Manufacturer Catalogue & Product Selection:	-

SIRCO M 16 to 80 A

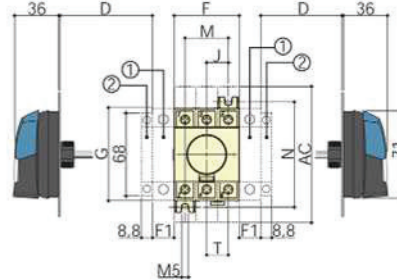
Direct operation with handle



External front operation



External side operation



Rating (A)	D min.	Overall dimensions			Terminal shrouds		Switch body			Switch mounting		Connection terminals
		D max.	E min.	E max.	AC	F	F1	G	J	M	N	T
16...40	30	235	100	372	110	45	15	68	15	30	75	15
63...80	30	235	100	372	110	52.5	17.5	76	17.5	35	85	17.5

Dimension Diagram

Technical Diagram