



COOLUM PLUS S9167TC - 6W

6 watt dimmable, tilt downlight, with selectable colour temperature

Application

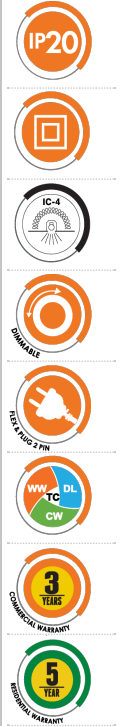
Ideal for residential or commercial interior applications

Design Specifications

- 6 watt integral dimmable driver
- A versatile design supplied with flex and plug fitted for easy installation
- High efficiency SMD LED chips, multi-faceted optical system
- CRI > 80, CCT selectable, beam distribution 40 degree, 30 degree tilt
- Polyamide trim and body colour white or black
- IC - 4 rated

Performance

Dimmable - YES



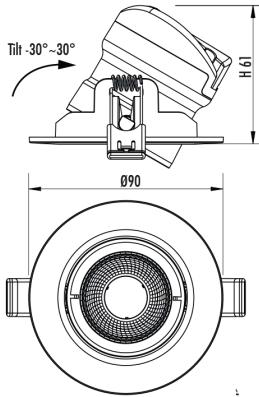
Technical Specification

Model No.	Input Voltage (V/AC)	Power (W)	Lumens (lm)	CCT (K)	Beam Angle (°)	Dimmable
S9167TC/WH	240	6	500/560/540	3000/4000/5700	40	YES
S9167TC/BK	240	6	500/560/540	3000/4000/5700	40	YES

Model No.	CRI	Body Colour	Cut Out (mm)	Diameter (mm)	Dim (mm)
S9167TC/WH	80	WHITE	72	90	61(H)
S9167TC/BK	80	BLACK	72	90	61(H)

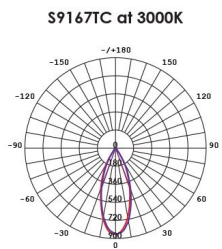
Due to continued product and technology enhancements, data sourced from sal.net.au shall not form part of any contract and or technical performance guarantee unless expressly confirmed in writing by SAL at the time of order. Products are sold in accordance with [SAL Terms and Conditions of sale](#) and all images shown are for illustration purposes only and may vary from the actual colour or finish. Unless specifically stated, all IP ratings nominated for Interior products are from "below the ceiling".

Dimensions



Photometric Data

Unit: cd C0/C180 — C90/C270 —



THE SFI SYSTEM ELIMINATES LED FLICKERING.

**SIMPLY
MATCH THE
ECO GEM SFI
DOWNLIGHT
WITH THIS
SDD400SFI
DIMMER.**



**DIM with
FLICKER
CONTROL**

For related
products
please
scan me

