

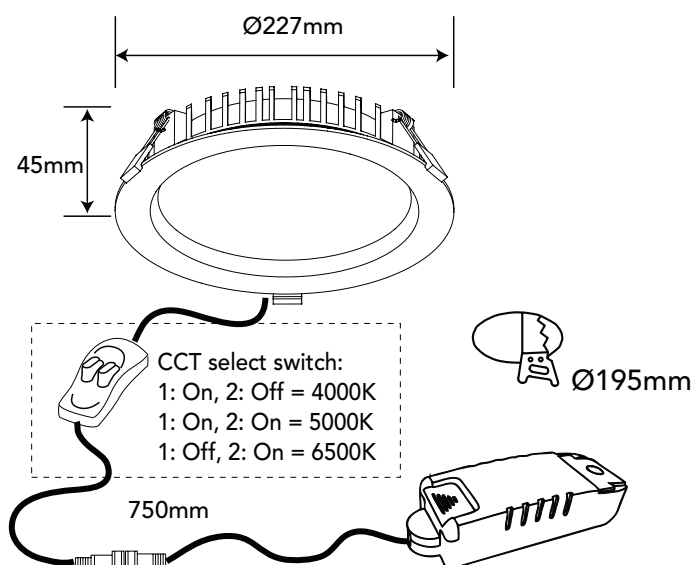
DOWNLIGHTS

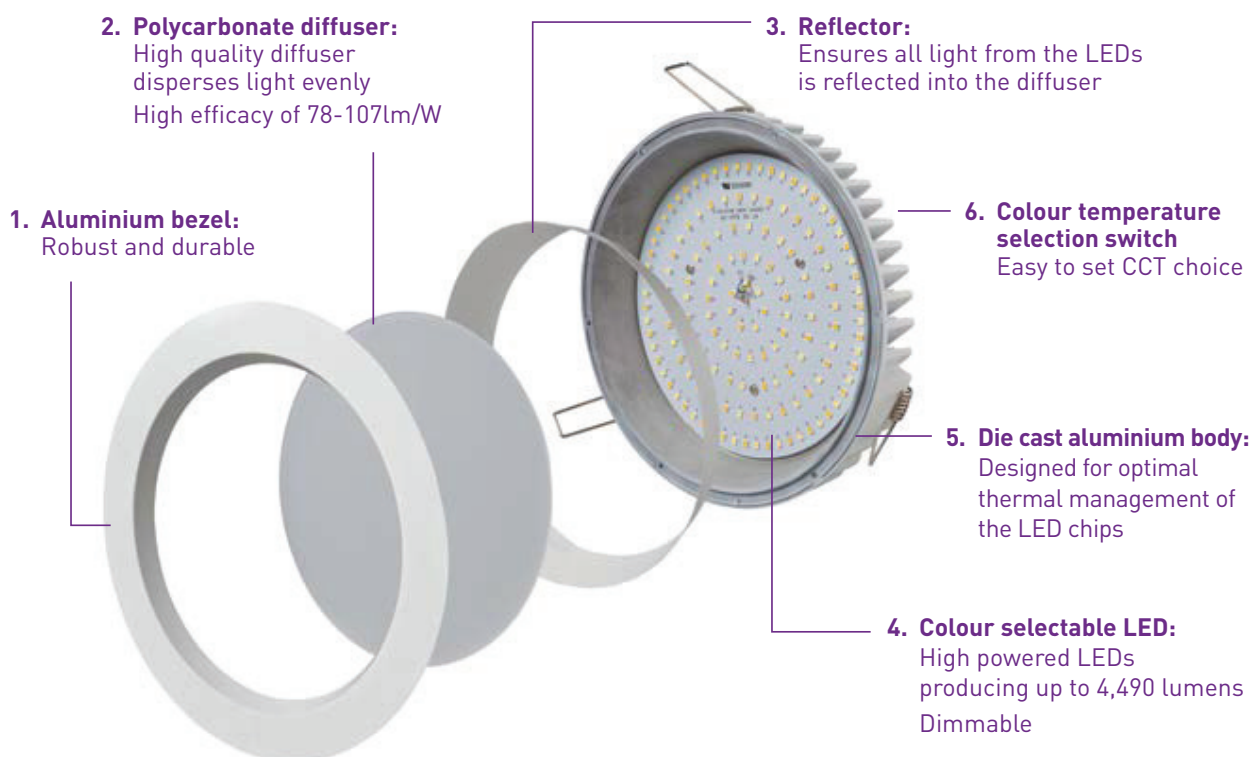
MORPH LED CCT3 SELECTABLE



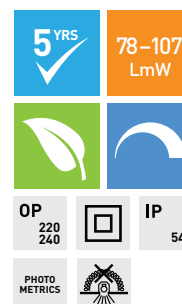
MORPH LED CCT3 selectable

- Suitable for use in offices, reception areas, hotels, restaurants, shops, schools, hospitals, care homes
- Colour temperature selectable. Complete with in-line switch to select 4000K, 5000K or 6500K colour temperature
- LED replacement for a range of PL, CFL fittings
- Die cast aluminium body with polycarbonate diffuser
- C/w flex and plug
- Suitable for use with extension trim to 280mm (RMP280TRIM-01)
- Suitable for switching by PIR, Microwave or Photocell
- High efficacy of 78-107lm/W
- Compatible with C-Bus and selected TRIAC dimmers. Compatibility list available on website





	20W	30W	50W
	RMP20WDLCCCT3-01	RMP30WDLCCCT3-01	RMP50WDLCCCT3-01
Comparable to:	35W metal halide	50W metal halide	70W metal halide
Total Power (W):	20/18.6/20	29.3/27.1/29	51.5/47.2/51.3
Total Light Output (lm):	1,730/1,870/1,680	2,610/2,880/2,760	4,000/4,440/4,120
Efficacy (lm/cctW):	87/101/84	89/107/96	78/94/81
Lifetime (hrs):	30,000	30,000	30,000
Lux at 1m (lux):	650/710/600	930/1,030/930	1,600/1,700/1,600
Beam Angle (deg):	110	110	110
CCT (K):	4000/5000/6500	4000/5000/6500	4000/5000/6500
CRI:	80	80	80
IP:	54	54	54
Impact Rating (IK):	08	08	08
Power Factor (PF):	0.9	0.9	0.9
Diameter (mm):	227	227	227
Cut out (mm):	195	195	195
Depth (mm):	45	45	45
Box Qty:	1	1	1
Weight (kg):	1.1	1.3	1.3



Note: Multiple CCT data shown in the format Neutral White / Cool White / Daylight White



Accessories:

RMP280TRIM-01

280mm Extension Trim

RMPSMK-01

Surface Mount Can

