

XLPE Single Core Cu

XLP 1X16 PC XLPPVC 100M

Contact

OLEX CUSTOMER SERVICE - Purchase orders, invoices, general enquiries
Phone: 1300 CABLES
olex.customerservice@nexans.com

Nexans ref.: BDBP15A1001CXNA

GTIN: 9319215277710

16mm² XLPE / PVC Black

DESCRIPTION

- Single core, 0.6/1kV X-90 insulated,
- PVC sheathed to AS/NZS 5000.1,
- Copper or aluminium conductors, 90°C.

Mains; Submains



STANDARDS

National AS/NZS 1125; AS/
NZS 5000.1



Rated Voltage U_o/U (Um)
0.6/1 kV



Cable flexibility
Rigid

All drawings, designs, specifications, plans and particulars of weights, size and dimensions contained in the technical or commercial documentation of Nexans is indicative only and shall not be binding on Nexans or be treated as constituting a representation on the part of Nexans.

Generated 10/12/20 www.olex.com.au Page 1 / 4

XLPE Single Core Cu

XLP 1X16 PC XLPPVC 100M

Contact

OLEX CUSTOMER SERVICE - Purchase orders, invoices, general enquiries
Phone: 1300 CABLES
olex.customerservice@nexans.com

CHARACTERISTICS

Construction characteristics

Conductor material	Copper
With Green/Yellow core	No
Colour	Black
Outer sheath	PVC
Type of conductor	Stranded copper
With smaller neutral conductor	No
Insulation	X-90

Dimensional characteristics

Nominal insulation thickness	0.8 mm
Nominal outer sheath thickness	1.4 mm
Nominal overall diameter	9.3 mm
Conductor cross-section	16 mm ²
Approximate weight	21.0 kg/100m
Cable length	100 m
Number of cores	1

Electrical characteristics

Inductive reactance at 50Hz - trefoil	0.087 Ohm/km
Inductive reactance at 50Hz - flat touching	0.102 Ohm/km
Conductor AC resistance at 50 Hz	0.236 Ohm/km
Max. DC resistance of the conductor at 20°C	1.15 Ohm/km
Insulation resistance at 20°C	370.0 MOhm.km
Rated Voltage U _o /U (U _m)	0.6/1 kV

Mechanical characteristics

Cable flexibility	Rigid
-------------------	-------

XLPE Single Core Cu










XLP 1X16 PC XLPPVC 100M


Contact


OLEX CUSTOMER SERVICE - Purchase orders, invoices, general enquiries
Phone: 1300 CABLES
olex.customerservice@nexans.com

XLPE/PVC SINGLE CORE - CURRENT CARRYING CAPACITY TABLE SINGLE PHASE (IN AMPS)


Copper Conductor Insulation XLPE Maximum Conductor Temperature 90C


Conductor cross-section [mm ²]									
	Cu	Cu	Cu	Cu	Cu	Cu	Cu	Cu	Cu
16	112	108	86	84	67	43	139	100	112
25	151	145	117	113	90	58	179	131	146
35	186	177	144	135	108	72	215	157	175
50	228	216	176	166	133	-	255	189	211
70	291	273	224	204	164	-	313	233	258
95	361	338	278	255	204	-	375	285	309
120	422	393	325	292	233	-	427	325	358
150	486	451	375	329	263	-	480	365	401
185	565	522	436	387	309	-	543	423	463
240	678	622	522	461	369	-	630	497	536
300	787	718	605	-	-	-	711	562	620
400	923	836	708	-	-	-	808	653	706
500	1078	966	821	-	-	-	913	739	800
630	1261	1113	950	-	-	-	1026	856	930


 Unenclosed spaced


 Enclosed conduit in air


 Buried direct


 Unenclosed spaced from surface

 Thermal insulation, partially surrounded by thermal insulation

 Underground ducts A - Underground Wiring Enclosure

 Unenclosed touching

 Thermal Insulation, completely surrounded by thermal insulation

 Underground ducts B - Individual Wiring Enclosure

XLPE Single Core Cu










XLP 1X16 PC XLPPVC 100M

Contact

OLEX CUSTOMER SERVICE - Purchase orders, invoices, general enquiries
 Phone: 1300 CABLES
 olex.customerservice@nexans.com

XLPE/PVC SINGLE CORE - CURRENT CARRYING CAPACITY TABLE THREE PHASE (IN AMPS)

Copper Conductor Insulation XLPE Maximum Conductor Temperature 90C

Conductor cross-section [mm ²]									
	Cu	Cu	Cu	Cu	Cu	Cu	Cu	Cu	Cu
16	108	92	86	72	58	43	117	86	101
25	146	125	117	97	77	58	151	113	132
35	180	154	144	120	96	72	180	137	158
50	221	188	176	143	114	-	214	163	190
70	282	240	224	183	146	-	262	203	232
95	350	298	278	220	176	-	313	244	276
120	410	349	325	261	209	-	356	284	320
150	472	403	375	295	236	-	400	320	358
185	550	468	435	335	268	-	452	363	413
240	660	560	521	399	320	-	523	426	477
300	766	648	602	469	375	-	589	491	552
400	899	756	702	534	427	-	668	557	626
500	1051	874	812	633	506	-	752	648	707
630	1230	1010	938	714	571	-	843	727	820



Unenclosed spaced



Unenclosed spaced from surface



Unenclosed touching



Enclosed conduit in air



Thermal insulation, partially surrounded by thermal insulation



Thermal Insulation, completely surrounded by thermal insulation



Buried direct



Underground ducts A - Underground Wiring Enclosure



Underground ducts B - Individual Wiring Enclosure

All drawings, designs, specifications, plans and particulars of weights, size and dimensions contained in the technical or commercial documentation of Nexans is indicative only and shall not be binding on Nexans or be treated as constituting a representation on the part of Nexans.