

XLPE/PVC Single Core Aluminium

XLPE 1x240 Al 0.6/1kV PVC

Contact

OLEX CUSTOMER SERVICE - Purchase orders, invoices, general enquiries
Phone: 1300 CABLES
olex.customerservice@nexans.com

Nexans ref.: BDBA26AA001CXNA

GTIN: 9319215280263

240mm² XLPE / PVC Single core

DESCRIPTION

- Single core, 0.6/1kV X-90 insulated,
- PVC sheathed to AS/NZS 5000.1,
- Copper or aluminium conductors, 90°C.

Mains; Submains



STANDARDS

National AS/NZS 1125; AS/NZS 5000.1



Rated Voltage Uo/U (Um)
0.6/1 kV



Cable flexibility
Rigid

All drawings, designs, specifications, plans and particulars of weights, size and dimensions contained in the technical or commercial documentation of Nexans is indicative only and shall not be binding on Nexans or be treated as constituting a representation on the part of Nexans.

Generated 10/12/20 www.olex.com.au Page 1 / 4

XLPE/PVC Single Core Aluminium

XLPE 1x240 Al 0.6/1kV PVC

Contact

OLEX CUSTOMER SERVICE - Purchase orders, invoices, general enquiries
Phone: 1300 CABLES
olex.customerservice@nexans.com

CHARACTERISTICS

Construction characteristics

Conductor material	Aluminum
With Green/Yellow core	No
Colour	Black
Outer sheath	PVC
Type of conductor	Compact aluminium
With smaller neutral conductor	No
Insulation	X-90

Dimensional characteristics

Number of cores	1
Nominal insulation thickness	1.7 mm
Nominal outer sheath thickness	1.7 mm
Nominal overall diameter	25.1 mm
Approximate weight	91.0 kg/100m
Conductor cross-section	240 mm ²

Electrical characteristics

Inductive reactance at 50Hz - trefoil	0.082 Ohm/km
Inductive reactance at 50Hz - flat touching	0.097 Ohm/km
Max. DC resistance of the conductor at 20°C	0.125 Ohm/km
Conductor AC resistance at 50 Hz	0.155 Ohm/km
Insulation resistance at 20°C	230.0 MOhm.km
Rated Voltage U _o /U (U _m)	0.6/1 kV

Mechanical characteristics

Cable flexibility	Rigid
-------------------	-------

XLPE/PVC Single Core Aluminium










XLPE 1x240 Al 0.6/1kV PVC


Contact


OLEX CUSTOMER SERVICE - Purchase orders, invoices, general enquiries
 Phone: 1300 CABLES
 olex.customerservice@nexans.com


XLPE/PVC SINGLE CORE - CURRENT CARRYING CAPACITY TABLE SINGLE PHASE (IN AMPS)


Copper Conductor Insulation XLPE Maximum Conductor Temperature 90C


Conductor cross-section [mm ²]									
	Al	Al	Al	Al	Al	Al	Al	Al	Al
16	87	84	67	65	52	33	107	78	87
25	117	112	91	87	70	45	139	102	114
35	144	137	111	105	84	56	167	122	136
50	177	167	136	129	103	-	198	147	164
70	226	212	174	159	127	-	243	181	200
95	280	262	216	198	158	-	291	221	239
120	328	305	253	226	181	-	332	252	278
150	377	350	291	255	204	-	372	283	311
185	439	406	340	301	241	-	423	329	359
240	527	485	408	360	288	-	492	388	417
300	612	562	473	-	-	-	556	440	482
400	723	660	559	-	-	-	638	516	553
500	850	772	656	-	-	-	729	590	632
630	1003	904	772	-	-	-	833	695	740


 Unenclosed spaced


 Enclosed conduit in air


 Buried direct


 Unenclosed spaced from surface

 Thermal insulation, partially surrounded by thermal insulation

 Underground ducts A - Underground Wiring Enclosure

 Unenclosed touching

 Thermal Insulation, completely surrounded by thermal insulation

 Underground ducts B - Individual Wiring Enclosure

XLPE/PVC Single Core Aluminium










XLPE 1x240 Al 0.6/1kV PVC

Contact

OLEX CUSTOMER SERVICE - Purchase orders, invoices, general enquiries
Phone: 1300 CABLES
olex.customerservice@nexans.com

XLPE/PVC SINGLE CORE - CURRENT CARRYING CAPACITY TABLE THREE PHASE (IN AMPS)

Copper Conductor Insulation XLPE Maximum Conductor Temperature 90C

Conductor cross-section [mm ²]									
	AI	AI	AI	AI	AI	AI	AI	AI	AI
16	84	71	67	56	45	33	91	66	79
25	113	97	91	75	60	45	117	87	103
35	140	119	111	93	75	56	140	106	122
50	171	146	136	111	89	-	166	126	147
70	219	186	174	142	114	-	203	158	180
95	271	232	216	171	137	-	243	190	214
120	318	271	253	203	162	-	277	221	248
150	366	313	291	229	183	-	310	249	277
185	427	365	339	261	209	-	352	283	321
240	513	438	407	312	250	-	409	333	371
300	596	508	472	368	294	-	463	385	430
400	705	599	557	424	339	-	530	442	491
500	829	703	652	509	407	-	604	520	559
630	978	824	765	583	466	-	688	593	654



Unenclosed spaced



Unenclosed spaced from surface



Unenclosed touching



Enclosed conduit in air



Thermal insulation, partially surrounded by thermal insulation



Thermal Insulation, completely surrounded by thermal insulation



Buried direct



Underground ducts A - Underground Wiring Enclosure



Underground ducts B - Individual Wiring Enclosure

All drawings, designs, specifications, plans and particulars of weights, size and dimensions contained in the technical or commercial documentation of Nexans is indicative only and shall not be binding on Nexans or be treated as constituting a representation on the part of Nexans.

Generated 10/12/20 www.olex.com.au Page 4 / 4