

ENVIROLEX® Flexible Single Core 110°C

CU ENVIRO RHE-1-FLEX 120 BK 110

Contact

OLEX CUSTOMER SERVICE - Purchase orders, invoices, general enquiries
Phone: 1300 CABLES
olex.customerservice@nexans.com

Nexans ref.: BZHE87AA001CXNA

GTIN: 9319215401842

1X120mm2 Envirolex Black

DESCRIPTION

- 0.6/1kV cables,
- Flexible, X-HF-110 insulated to AS/NZS 5000.1
- HFS-110-TP sheathed to AS/NZS 5000.1
- 110°C continuous, LSOH.

*Also known as Envirolex Single Core

110; Flexible; LSOH, LSZH; Envirolex; Green Star; Mains; Sub Mains; Flame Retardant



STANDARDS

National AS/NZS 5000.1



Rated Voltage Uo/U (Um)
0.6/1 kV



Cable flexibility
Flexible



Maximum operating temperature
110 °C

All drawings, designs, specifications, plans and particulars of weights, size and dimensions contained in the technical or commercial documentation of Nexans is indicative only and shall not be binding on Nexans or be treated as constituting a representation on the part of Nexans.

Generated 19/12/20 www.olex.com.au Page 1 / 4

ENVIROLEX® Flexible Single Core 110°C

CU ENVIRO RHE-1-FLEX 120 BK 110

Contact

OLEX CUSTOMER SERVICE - Purchase orders, invoices, general enquiries
Phone: 1300 CABLES
olex.customerservice@nexans.com

CHARACTERISTICS

Construction characteristics

Conductor material	Copper
With Green/Yellow core	No
Colour	Black
Type of conductor	Copper
With smaller neutral conductor	No
Insulation	X-HF-110
Outer sheath	HFS-110-TP

Dimensional characteristics

Maximum diameter of wires	0.51 mm
Number of cores	1
Nominal overall diameter	20.6 mm
Conductor cross-section	120 mm ²
Approximate weight	125.0 kg/100m

Electrical characteristics

Inductive reactance at 50Hz - trefoil	0.0828 Ohm/km
Inductive reactance at 50Hz - flat touching	0.098 Ohm/km
Max. DC resistance of the conductor at 20°C	0.161 Ohm/km
Conductor AC resistance at 50 Hz	0.219 Ohm/km
Insulation resistance at 20°C	190.0 MOhm.km
Rated Voltage U _o /U (Um)	0.6/1 kV

Mechanical characteristics

Cable flexibility	Flexible
-------------------	----------

Usage characteristics

Maximum operating temperature	110 °C
Bending factor when installed	D>25mm: 6 (xD); D<25mm: 4 (xD)

ENVIROLEX® Flexible Single Core 110°C










CU ENVIRO RHE-1-FLEX 120 BK 110


Contact


OLEX CUSTOMER SERVICE - Purchase orders, invoices, general enquiries
Phone: 1300 CABLES
olex.customerservice@nexans.com

ENVIROLEX® FLEXIBLE SINGLE CORE 110°C - CURRENT CARRYING CAPACITY TABLE SINGLE PHASE (IN AMPS)


Insulation type: R-HF-110, R-E-110 OR X-HF-110 Maximum conductor temperature: 110°C Reference ambient temperature: 40°C IN AIR, 25°C IN GROUND

Conductor cross-section [mm ²]									
	Cu	Cu	Cu	Cu	Cu	Cu	Cu	Cu	Cu
10	102	98	80	77	51	40	117	86	96
16	135	129	105	102	82	53	151	112	125
25	178	170	139	133	106	70	192	143	158
35	221	210	172	167	133	86	232	176	195
50	279	263	218	207	165	-	284	215	237
70	351	329	273	263	210	-	345	266	287
95	422	395	329	312	250	-	403	312	341
120	500	466	390	364	291	-	464	359	392
150	577	536	450	426	341	-	524	414	451
185	660	611	516	481	385	-	585	464	503
240	794	732	621	583	467	-	682	548	599
300	916	841	716	-	-	-	769	631	675
400	1105	1006	860	-	-	-	893	734	784
500	1290	1164	999	-	-	-	1009	855	909
630	1529	1359	1168	-	-	-	1154	977	1046


 Unenclosed spaced


 Enclosed conduit in air

 Buried direct


 Unenclosed spaced from surface

 Enclosed, partially surrounded by thermal insulation

 Underground Wiring Enclosure

 Unenclosed touching

 Enclosed, completely surrounded by thermal insulation

 Individual wiring enclosure

ENVIROLEX® Flexible Single Core 110°C










CU ENVIRO RHE-1-FLEX 120 BK 110

Contact

OLEX CUSTOMER SERVICE - Purchase orders, invoices, general enquiries
 Phone: 1300 CABLES
 olex.customerservice@nexans.com

ENVIROLEX® FLEXIBLE SINGLE CORE 110°C - CURRENT CARRYING CAPACITY TABLE THREE PHASE (IN AMPS)

Insulation type: R-HF-110, R-E-110 OR X-HF-110 Maximum conductor temperature: 110°C Reference ambient temperature: 40°C IN AIR, 25°C IN GROUND

Conductor cross-section [mm ²]									
	Cu	Cu	Cu	Cu	Cu	Cu	Cu	Cu	Cu
10	99	85	80	70	56	40	99	76	87
16	130	112	105	91	73	53	127	97	113
25	173	149	139	121	97	70	162	125	143
35	214	184	172	148	118	86	196	151	176
50	270	233	217	190	152	-	238	188	213
70	340	292	273	234	187	-	290	229	257
95	410	353	329	277	221	-	338	268	306
120	487	418	390	331	265	-	388	316	350
150	562	482	450	378	302	-	438	357	403
185	644	553	516	438	350	-	489	404	448
240	775	665	620	538	430	-	569	481	534
300	895	766	714	612	489	-	641	542	600
400	1079	918	855	757	606	-	742	648	693
500	1260	1064	990	864	691	-	835	729	803
630	1493	1240	1154	993	794	-	950	828	918



Unenclosed spaced



Unenclosed spaced from surface



Unenclosed touching



Enclosed conduit in air



Enclosed, partially surrounded by thermal insulation



Enclosed, completely surrounded by thermal insulation



Buried direct



Underground Wiring Enclosure



Individual wiring enclosure