


ML9801



Accessories included:



Vent grille



Duct (125 x 3000mm)



Duct converter (125-150mm)



PUSW3GLFH
Puma PUSW3G with labelled mechs;
Light, Fan, Heat

Mistral 3 IN 1 FAN/LIGHT/HEATER 2 lamp version with PUSW3GLFH switch plate

The Mistral 3-in-1 Bathroom Heater is a stylish 2 Heat Lamp Ducted unit with light and ducted exhaust fan, that makes it ideal for use in bathrooms and ensuites. This unit has the flexibility of being able to instantly heat using the 2 x 275W heat lamps, extract the steam outside with its powerful motor and duct, or light up your room with its LED light.

Features & Specifications:

- 2 x 275W Heat Lamps
- 200m3/Hr Exhaust Fan Air Movement
- Energy Efficient 6W, E27 LED Globe
- 3 Metre Aluminium Duct
- Overheat Protection
- Exterior Vent
- Cut Out Hole: 370 x 202mm
- Maximum Ceiling Clamp Depth 30mm
- Includes PUMA 3 Gang switch plate with labelled mechs: Light, Fan, Heat

Cleaning:

- Ensure the bathroom heater is switched off and cool down sufficiently before cleaning.
- Remove globes when they are at room temperature. Wipe with a damp cloth, never immerse.
- Unclip lamp surround and wash in warm soapy water. Always use a soft cloth, never abrasives.
- Clean away any excess fluff from the inside of the body, motor blade brackets.
- The exhaust fan requires regular cleaning to ensure optimum performance.
- With the power off, regularly wipe the fan clear of dust and dirt.
- Clean the exhaust ducting kit, ensuring there are no obstructions at the exit.

Catalogue Number	Description
ML9801	3 IN 1 FAN/LIGHT/HEATER 2 lamp version with PUSW3GLFH switch plate

Distributed by:

GSM Electrical (Australia) Pty Ltd
Level 2, 142-144 Fullarton Road, Rose Park SA 5067
P: 1300 301 838 F: 1300 301 778 E: service@gsme.com.au
www.gsme.com.au

MIRHL001



Mistral Instant Radiant Heater and Light 275W

The Mistral 275W Instant Radiant Heater and Light unit can be mounted in any room that requires instant, direct, and radiant heat to ward off winter chills.

It is ideal for bathrooms, ensuites, toilets, dressing & change rooms and provides instant, concentrated heat to persons standing directly below the heat lamp.

Because of its efficient, radiant heat globe, the unit requires no warmup period.

Turn it ON when you are in the room and it will provide an instant warmth you can feel.

Features & Specifications:

- Flush Mount Design
- 1 x 275W Heat Globe
- Cut Out Hole: 160 mm
- Instant, efficient, direct heat

Dimensions:

175 (L) X 175 (W) X 193 (H)

Warning:

Ensure mounting instructions are clearly followed.

Care and Cleaning

- Ensure the heater is switched off and cool down sufficiently before cleaning.
- Remove globe when they are at room temperature. Wipe with a damp cloth, never immerse.
- Unclip lamp surround and wash in warm soapy water. Always use a soft cloth, never abrasives.
- Never use any form of detergents or solvents to clean the heater.
- Never spray with liquids or submerge in liquids or water.
- DO NOT attempt to clean the interior of the heater.

Note: If the cordset of the appliance becomes damaged discontinue use.

Catalogue Number	Description
MIRHL001	Instant Radiant Heater and Light 275W

Distributed by:

GSM Electrical (Australia) Pty Ltd

Level 2, 142-144 Fullarton Road, Rose Park SA 5067

P: 1300 301 838 F: 1300 301 778 E: service@gsme.com.au

www.gsme.com.au


MS9801



Accessories included:



Vent grille



Duct (125 x 3000mm)



Duct converter (125-150mm)



PUSW4GFLHH

Puma PUSW4G with labelled mechs;
Fan, Light Heat, Heat

Mistral 3-in-1 Bathroom Heater FAN/LIGHT/HEAT

The Mistral 3-in-1 Bathroom Heater is a stylish 4 Heat Lamp Ducted unit with light and ducted exhaust fan, that makes it ideal for use in bathrooms and ensuites. This unit has the flexibility of being able to instantly heat using the 4 x 275W heat lamps, extract the steam outside with its powerful motor and duct, or light up your room with its LED light.

Features & Specifications:

- 4 x 275w heat lamps.
- Airflow: 200m³/h (ISO 5801 standard).
- 30W non ball bearing motor.
- 6W transparent LED globe centre.
- 125 x 3000mm aluminium ducting with vent grille.
- With duct converter (125-150mm).
- 320mm x 320mm square cut-out.
- Includes PUMA 4 Gang switch plate with labelled FAN, LIGHT, HEAT, HEAT switch mechs.

Cleaning:

- Ensure the bathroom heater is switched off and cool down sufficiently before cleaning.
- Remove globes when they are at room temperature. Wipe with a damp cloth, never immerse.
- Unclip lamp surround and wash in warm soapy water. Always use a soft cloth, never abrasives.
- Clean away any excess fluff from the inside of the body, motor blade brackets.
- The exhaust fan requires regular cleaning to ensure optimum performance. With the power off, regularly wipe the fan clear of dust and dirt.
- Clean the exhaust ducting kit, ensuring there are no obstructions at the exit.

Catalogue Number	Description
MS9801	Mistral 3-in-1 Bathroom Heater - Fan, Light, Heat (4 x 275W) ducted unit

Distributed by:

GSM Electrical (Australia) Pty Ltd

Level 2, 142-144 Fullarton Road, Rose Park SA 5067

P: 1300 301 838 F: 1300 301 778 E: service@gsme.com.au

www.gsme.com.au

LIFH0130BD



Care and Cleaning

Always ensure the appliance has cooled completely before cleaning and maintenance.

- Always switch off the appliance and unplug it from the electrical socket and wait for it to cool down before cleaning. Ensure that the unit is cool enough to work on.
- Avoid contact with heat surface/parts.
- Use only a soft, damp cloth to clean the fan heater. Keep the fan heater clean.
- Never spray with liquids or submerge the appliance in water or any other liquid.
- Clean the air inlet/outlet grilles frequently. Do not allow any objects to enter air inlet or outlet as this may cause electric shock, fire or damage to the heater.
- Do not use harsh chemicals or solvents to clean this product and avoid using abrasive cleaning agents. Use a slightly dampened, lint-free cloth to clean this appliance.
- Store the appliance in its original box to protect it from dust in a dry place if it will not be used for a long period of time. Note: If the cordset of the appliance becomes damaged discontinue use.

Warning: NEVER immerses the unit, power cord and plug in water or any liquid while cleaning and never allow water to drip into the appliance.

Mistral Heater Industrial 1200/2400W with Worklight 10W LED

The Mistral 2400W Industrial Heater is fully portable, with sturdy base, features a red and black exterior and an industrial design.

It is best suited for use in workshops, garages stores, etc. It is operated by placing the heater on a level surface and simply plugging into a standard 3-pin 10A socket and turning on the Heating & Work light Power Switch Setting.

Designed to rapidly heat air, or if air-circulation only is required there is the option to select fan only. The thermostat dial also allows users to find the ideal heat setting.

The 10W LED Work light can be turned ON or OFF anytime by pressing the rocker switch at the back of the heater.

The industrial heater supplied with a carry handle means it can easily be moved around to solve your heating needs.

For added peace of mind the heater is supplied fitted with tip over safety switch, overheat protection, protective grille, adjustable thermostat and IP24 waterproof rating.

Features & Specifications:

- 2 Heat settings: 1200W/2400W
- Adjustable thermostat
- Overheat protection
- Tip-over switch
- Carry handle
- 10W LED light

Dimensions:

350mm (L) x 258mm (W) x 480mm (H)

Catalogue Number	Description
LIFH0130BD	Mistral Heater Industrial 1200/2400W with Worklight 10W LED

Distributed by:

GSM Electrical (Australia) Pty Ltd

Level 2, 142-144 Fullarton Road, Rose Park SA 5067

P: 1300 301 838 F: 1300 301 778 E: service@gsme.com.au

www.gsme.com.au

MIF-30A



Care and Cleaning

Always ensure the appliance has cooled completely before cleaning and maintenance.

- Always switch off the appliance and unplug it from the electrical socket and wait for it to cool down before cleaning. Ensure that the unit is cool enough to work on.
- Avoid contact with heat surface/parts.
- Use only a soft, damp cloth to clean the fan heater. Keep the fan heater clean.
- Never spray with liquids or submerge the appliance in water or any other liquid.
- Clean the air inlet/outlet grilles frequently. Do not allow any objects to enter air inlet or outlet as this may cause electric shock, fire or damage to the heater.
- Do not use harsh chemicals or solvents to clean this product and avoid using abrasive cleaning agents. Use a slightly dampened, lint-free cloth to clean this appliance.
- Store the appliance in its original box to protect it from dust in a dry place if it will not be used for a long period of time. Note: If the cordset of the appliance becomes damaged discontinue use.

Warning: NEVER immerses the unit, power cord and plug in water or any liquid while cleaning and never allow water to drip into the appliance.

Mistral Heater Industrial Ceramic 1200/2400W

The Industrial Ceramic Heater features a red and black exterior that sits on free standing feet. It is the perfect heater for workshops, garages, stores, etc.

It is operated by simply plugging into a standard 3-pin 10A socket and turning on the power heat switch setting. Designed to rapidly heat air, or if air-circulation only is required there is the option to select fan only. The thermostat dial also allows users to find the ideal heat setting.

The Industrial Ceramic Heater is supplied with a carry handle thus can easily be moved around to solve your heating needs. For added peace of mind the heater is supplied fitted with tip over safety switch, overheat protection, protective grille, and adjustable thermostat.

Features & Specifications:

- 2 Heat settings: 1200/2400W
- Adjustable thermostat
- Over-heat protection
- Metal housing
- Tip-over Switch
- Carry handle

Dimensions:

240mm (L) x 200mm (W) x 290mm (H)

Catalogue Number	Description
MIF-30A	Heater Industrial Ceramic 1200/2400W

Distributed by:

GSM Electrical (Australia) Pty Ltd

Level 2, 142-144 Fullarton Road, Rose Park SA 5067

P: 1300 301 838 F: 1300 301 778 E: service@gsme.com.au

www.gsme.com.au

MHL-20FA



Care and Cleaning

Always ensure the appliance has cooled completely before cleaning and maintenance.

- Always switch off the appliance and unplug it from the electrical socket and wait for it to cool down before cleaning. Ensure that the unit is cool enough to work on.
- Avoid contact with heat surface/parts.
- Use only a soft, damp cloth to clean the fan heater. Keep the fan heater clean.
- Never spray with liquids or submerge the appliance in water or any other liquid.
- Clean the air inlet/outlet grilles frequently. Do not allow any objects to enter air inlet or outlet as this may cause electric shock, fire or damage to the heater.
- Do not use harsh chemicals or solvents to clean this product and avoid using abrasive cleaning agents. Use a slightly dampened, lint-free cloth to clean this appliance.
- Store the appliance in its original box to protect it from dust in a dry place if it will not be used for a long period of time. Note: If the cordset of the appliance becomes damaged discontinue use.

Warning: NEVER immerses the unit, power cord and plug in water or any liquid while cleaning and never allow water to drip into the appliance.

Mistral Industrial Heater 2000W 240V~ Green & Black

The Mistral 2000W Industrial Heater features a green and black exterior that sits safely on free standing feet.

It is the perfect heater for workshops, garages, stores, etc to take the chill out of winter air.

It is operated by simply plugging into a standard 3-pin 10A socket and turning on the power heat switch. Designed to rapidly heat air, or if air-circulation only is required there is the option to select fan only. The thermostat dial also allows users to find the ideal heat setting.

Weighing only 3.5kg and supplied with a carry handle means it can easily be moved around to solve your heating needs.

For added peace of mind the heater is supplied fitted with tip over safety switch, overheat protection, protective grille, adjustable thermostat and IP24 waterproof rating.

Features & Specifications:

- Heat setting: 2000W
- Overheating protection
- Adjustable thermostat
- Tip over safety switch
- Weatherproof: IP24
- Fan only mode
- Colour: Green & Black
- 1.5m lead and plug
- Max Current: 8.3A
- Voltage: 240V~
- Dimensions: 260 x 225 x 310mm
- Net Weight 3.5kg

Catalogue Number	Description
MHL-20FA	Mistral Industrial Heater 2000W 8.3A 240V~ Green

Distributed by:

GSM Electrical (Australia) Pty Ltd

Level 2, 142-144 Fullarton Road, Rose Park SA 5067

P: 1300 301 838 F: 1300 301 778 E: service@gsme.com.au

www.gsme.com.au

MRH120E



Care and Cleaning

- Before cleaning, ensure that the heater is switched in the off position and is unplugged from the socket.
- Clean the exterior surfaces of the heater with a dry, soft cloth.
- Never use any form of detergents or solvents to clean the heater.
- Never spray with liquids or submerge in liquids or water.
- DO NOT attempt to clean the interior of the heater.
- DO NOT ATTEMPT TO OPEN THE CASE OF THIS HEATER at any time. There are no consumer serviceable parts inside this unit.
- When the heater is stored during the off season, neatly wind the power cord around the base of the heater to prevent any damage to the power cord.

Note: If the cordset of the appliance becomes damaged discontinue use.

Mistral Oscillating Radiant Heater 1200W 220-240V~

The Mistral 1200W Carbon Fibre Heater features a sleek tower silhouette, three heat settings, carry handle, safety switch and instant carbon fibre heating tubes.

It is the perfect heater for homes, offices, etc to take the chill away from cold environments.

It is operated by simply plugging into a standard 3-pin 10A socket and turning on the power heat switch. The 3-heat settings allow users to heat small to medium sized areas with ease whilst adjusting the temperature to your desired preference. By selecting the 'TURN' button, this will allow the heater to oscillate to provide heating to larger spaces.

Weighing only 3kg and supplied with a carry handle means it can easily be moved around to solve your heating needs.

For added peace of mind the heater is supplied fitted with tip over safety switch, overheat protection and protective grille.

Features & Specifications:

- 3 Heat settings: 400W, 800W & 1200W
- Oscillating switch to heat larger ranges
- Overheating protection
- Tip over safety switch
- Colour: Black & Grey
- 1.5m lead and 10A plug
- Max Current 5.2A
- Voltage: 220-240V~
- Dimensions: 390 x 290 x 550mm
- Net Weight 3kg

Catalogue Number	Description
MRH120E	Mistral Oscillating Radiant Heater 1200W 220-240V~ Black and Grey

Distributed by:

GSM Electrical (Australia) Pty Ltd

Level 2, 142-144 Fullarton Road, Rose Park SA 5067

P: 1300 301 838 F: 1300 301 778 E: service@gsme.com.au

www.gsme.com.au

MA01021



Ceiling Exhaust Fan Expressaire Self-Closing 250mm

The Mistral Expressaire is a 320mm Ceiling Mounted Exhaust Fan that moves high volumes of air and has self-closing blades to shut out insects and prevent back drafts when the fan is switched off. It also has removable blades for easy cleaning and complies with the energy efficiency requirement of the Building Code of Australia (BCA).

Features & Benefits:

- Mistral Axial Fan
- 6 Blades
- Air Movement 750m³/hr
- 40W AC Motor
- Dimensions: 320mm fascia,
290mm diameter cut-out
- Self-Closing Exhaust Fan Blades to keep out insects and prevent back draft when not in use
- Ball Bearing Motor
- Colour: White

Cleaning Instructions

1. Cleaning (Ensure fan is unplugged or switched off at mains).
2. Remove fan blades by unscrewing central knob.
3. With gloves on, wash fan blade in warm/hot soapy water, rinse clean and dry fan blade.
4. Fan duct may be wiped down with moist soapy cloth.
5. Re-attach fan blades and secure central knob

Catalogue Number	Description
MA01021	Ceiling Exhaust Fan Expressaire Self-Closing 250mm

Distributed by:

GSM Electrical (Australia) Pty Ltd
Level 2, 142-144 Fullarton Road, Rose Park SA 5067
P: 1300 301 838 F: 1300 301 778 E: service@gsme.com.au
www.gsme.com.au

MAC007



Care and Cleaning Guide:

NOTE:

Pull the mains plug out of the plug socket and allow the Airfryer Oven and accessories to cool down before doing any cleaning.

Surfaces could be damaged! Do not use any corrosive or abrasive cleaning agents or scouring sponges to clean the Airfryer Oven.

NOTE:

The construction of the door assembly allows for the removal of the internal Window pane to facilitate cleaning to ensure a clear view of the cooking chamber.

The internal Window pane can be removed by opening the door, grasping the raised rim of the window pane and sliding it out of the recess.

After cleaning, the window pane must be slid back in the door recess, you will hear a click when it is locked into correct position.

DO NOT operate the appliance at anytime without this window pane in place.

WARNING:

DO NOT try to operate the unit without the inner glass assembly fixing back.

Clean the main unit (1) and the used accessories immediately after each use. Do not allow food residues to dry on.

- DO NOT immerse the main unit and door in water or other liquids! DO NOT place them in the dishwasher! Clean them with a damp cloth and, if necessary, use a little detergent.
- Rinse all other used parts with detergent and warm water or in the dishwasher. In the case of stubborn dirt, we recommend soaking the accessories in warm water and detergent beforehand.
- Allow all parts to dry completely or dry them with a tea towel before plugging in.

WARNING:

Electric Shock Hazard!

Disconnect the power before cleaning the appliance.

Do not immerse the cord, plug or electric base in any liquid.

Failure to follow these instructions can result in death or electric shock.

Mistral Air Fryer Digital Oven 16 Litre Multi-Function

The Mistral Air fryer provides an easy and healthier way of cooking your favourite foods, by applying rapid air circulation from all directions additional to a top grill and is able to cook a variety of dishes without adding any oil or adding just a little oil for nominated ingredients.

Features:

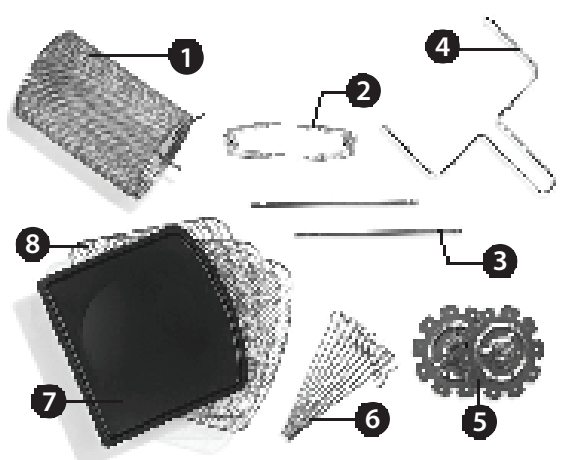
- 16 Litre Digital Air Fryer
- Air Fry, Roast, Grill, Bake and Dehydrate fruits and vegetables
- Multi Function all in one Air Fryer, Rotisserie, Oven and Dehydrator
- Adjustable timer and temperature control

Technical Specs:

- Rated power input: 1800W
- Voltage and frequency: 220-240V AC, 50Hz
- Temperature settings: 65-200°C
- (Dehydrate: 45-85°C)
- Time settings: 1-60min (Dehydrate: 0.5-24h)
- Colour: White

Accessories Included:

1. Rotating Mesh Basket (1x)
2. Rotating Rotisserie Fork with Locking Screws (2x)
3. Shafts (of the rotating rotisserie fork or rotating rotisserie skewers) (2x)
4. Rotisserie Removal Tool (1x)
5. Rack Wheels with Locking Screws (for Rotating Rotisserie Skewers) (2x)
6. Rotating Rotisserie Skewers (10x)
7. Oil Drip Tray (1x)
8. Air Flow Racks (3x)



Catalogue Number	Description
MAC007	Air Fryer Digital Oven 16 Litre Multi-Function

Distributed by:

GSM Electrical (Australia) Pty Ltd

Level 2, 142-144 Fullarton Road, Rose Park SA 5067

P: 1300 301 838 F: 1300 301 778 E: service@gsme.com.au

www.gsme.com.au

MDB-30CF09



Cleaning Guide:

- Always disconnect the power cord from the mains and ensure NO water is in the tank before cleaning the fan.
- Use a soft damp cloth to clean dust, then wipe thoroughly with a dry cloth.
- Never use polish or any corrosive liquid that will damage the paint, metal, or plastic
- Make sure all the parts are completely dry before re-assembly and plugging in.
- Re-assemble blades and lock the guard securely before use.
- Do not immerse any part of the fan in liquids

Mistral 75cm Commercial Misting Fan

The outdoors during summer months are always the preferred place to relax, entertain, dine, and recharge though we are often forced inside when it gets too hot.

With the Mistral MDB-30CF09 misting fan, you are able to create a comfortable outdoor atmosphere to enjoy the summer months.

Features & Specifications:

- Height adjustable :1.65-2m.
- Blade diameter: 750mm.
- Grill diameter: 800mm.
- Motor:100% copper.
- Three (3) speed fan settings.
- Color of tank: black.
- Tank capacity: 49L.
- Drop the temperature: 2-8°C
- Spray effective distance: 10m
- Air flow:145m³/min.
- Water flow (adjustable): 0-5L/H
- Dimensions 800 (length) x 600 (width) x 2,060 (height).

Catalogue Number	Description
MDB-30CF09	75cm Commercial Misting Fan, 10 metre spray

Distributed by:

GSM Electrical (Australia) Pty Ltd

Level 2, 142-144 Fullarton Road, Rose Park SA 5067

P: 1300 301 838 F: 1300 301 778 E: service@gsme.com.au

www.gsme.com.au

MCHARGE14



Cleaning Guide:

- Always disconnect the power cord from the mains before cleaning the fan.
- DO NOT disassemble any parts for cleaning
- Use a soft damp cloth to clean dust, then wipe thoroughly with a dry cloth.
- Never use polish or any corrosive liquid that will damage the paint, metal, or plastic
- Make sure all the parts are completely dry before plug in.
- Do not immerse any part of the fan in liquids

Mistral 35cm Rechargeable Drum Fan

This practical drum fan has a metal stand and a 30 cm head with adjustable tilt.

Mistral 15,600mAh Rechargeable Battery-Operated Drum Fan, 12 Inch Portable 3-25 hours long-lasting fan with various speeds.

Features & Specifications:

- Power: DC 24V 22W, with 15600mA lithium battery.
- Three (3) aluminum alloy blades.
- Pure copper brushed DC motor.
- Driven by high quality Lithium-ion battery.
- USB Charging out socket 5V DC.
- Stepless speed control.
- With LED battery gauge indicator.
- Tilt angle.
- With anti-slip rubber feet to ensure safety.
- Energy Saving, silent, strong wind power.
- With a handle, easy to move.
- 3-25 hours run time.
- AC/DC adaptor Included.
- Fan colour is Trader Green.
- Dimensions 480 (length) x 200 (width) x 460 (height).

Catalogue Number	Description
MCHARGE14	35cm Rechargeable Drum Fan

Distributed by:

GSM Electrical (Australia) Pty Ltd

Level 2, 142-144 Fullarton Road, Rose Park SA 5067

P: 1300 301 838 F: 1300 301 778 E: service@gsme.com.au

www.gsme.com.au