



Home » SCF

CEILING MOUNTING

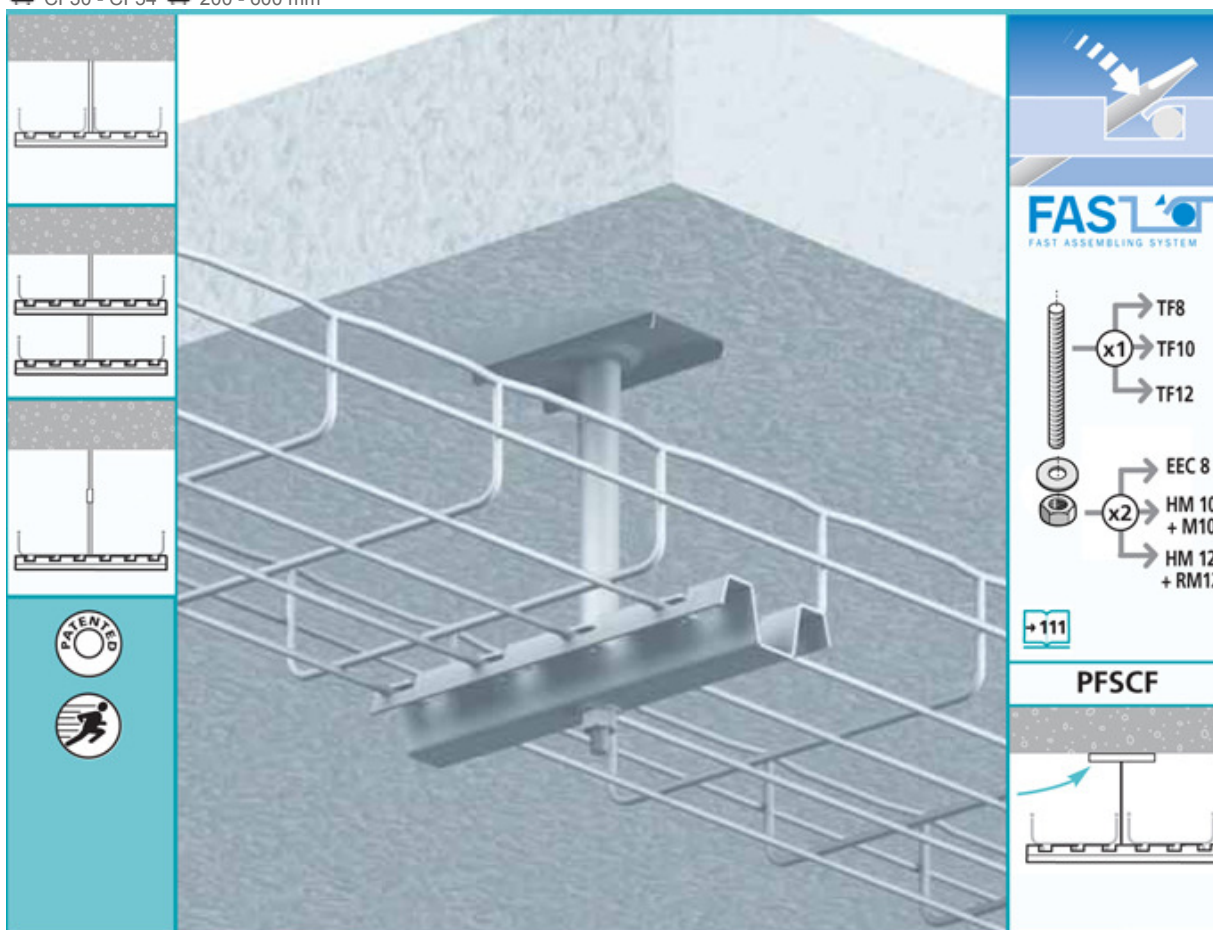
Fast fix hangers - 100 to 600 mm

Print

Recommend this page

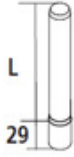
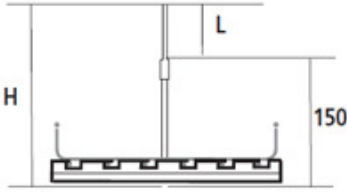

SCF

CF30 - CF54 200 - 600 mm



SCF			L mm	$\frac{F_1}{F_2}$ daN	$\frac{F_1}{F_2}$ daN	GS	GC	304L	316L
		SCF 200	194	200	37	586 200	-	-	-
		SCF 300	294	160	29	586 300	-	-	-
		SCF 400	394	141	23	586 400	-	-	-
		SCF 450	444	130	20	586 450	-	-	-
		SCF 500	494	121	20	586 500	-	-	-
		SCF 600	594	99	19	586 600	-	-	-

PFSCF		PFSCF	L mm	$\frac{F_1}{F_2}$ daN	$\frac{F_1}{F_2}$ daN	GS	GC	304L	316L
			100	-	-	586 210	-	-	-

EXT-SCF				 daN	GS	GC	304L	316L
		L mm	H mm					
EXT-SCF 50		50	200	-	586 810	-	-	-
EXT-SCF 100		100	250	-	586 820	-	-	-
EXT-SCF 150		150	300	-	586 830	-	-	-
EXT-SCF 325		325	475	-	586 840	-	-	-

Source URL: <http://www.cablofil.com.au/product/fast-fix-hangers-100-600-mm/scf>