


Luce Solar 3









Product Overview

- » Easy to install 'All-in-one solar light'
- » Unique bi-facial solar panel design with larger light collecting area
- » LCD battery level Indicator to regularly monitor the battery health
- » Maintenance-friendly modular design makes it easier to replace battery and controller
- » Enhanced with larger battery storage capacity to comply with various lighting requirements
- » Highly efficient MPPT controller and lithium Ion battery system



Product Applications

- » Residential street & private road lighting
- » Shared pathway and cycleway lighting
- » Car park and other area lighting applications
- » Farms, Ranch, and remote area lighting
- » And many more external lighting applications

- | | | |
|--|---|--|
|  Motion detection |  No mains power required |  Long operating hours |
|  Daylight sensing |  Zero energy cost |  Lithium Ion Battery System |

✓ Technical Data


Product name:	Luce Solar 3
Luminaire power rating:	36.86W
Light output:	7070Lm*
Luminaire efficiency:	191.81Lm/W
CCT:	4000K (Optional 3000K, 5000K & 6000K)
CRI:	80
Light distribution:	Type II (Type III Optional)
DGI _{lmax} (Maximum Discomfort Glare Index):	26501 cd/m
LED life span:	> 50000 Hrs
Housing material:	Aluminium
Housing finish:	Black, RAL9011
IP rating:	IP 66
Solar panel type:	Bifacial Monocrystalline solar panel
Solar panel rating:	18V, 75W
Solar controller type:	MPPT
Battery type:	Lithium-ion
Battery voltage:	22.2V
Battery rating (AH):	30AH
Battery rating (WH):	Approx. 667 WH (1 KWH Optional extra)
Battery level indicator:	LCD level indicator included
Daylight sensing:	Enabled
Motion sensor type:	Microwave
Operation Mode:	1-5 H: 100%, 6-10 H: 70%, 11-12H: 100% (can be customised as per the requirement)
Spigot size:	60 mm
Light unit orientation:	Tilttable (up to 60°)
Light unit size:	1060 mm x380 mm
Light fitting weight:	23 Kg (27Kg for 1KWh battery version)
Accessories:	SS304 screws & flexible metal conduit (included), Bird spike (Optional extra)

*Tested by NATA accredited lab with 6000K CCT LEDs

How it Works:

When the sun goes down, the light turns on:

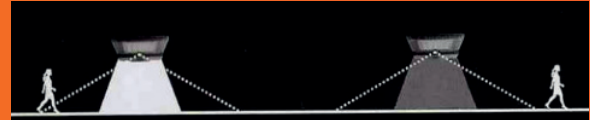
First 5 hours



When motion is detected, brightness increases to 100%

After 30 seconds of no motion brightness reduces to 50%

Next 6-10 hours



When motion is detected, brightness increases to 70%

After 30 seconds of no motion brightness reduces to 30%

Next 11-12 hours



When motion is detected, brightness increases to 100%

After 30 seconds of no motion brightness reduces to 50%

Order Codes:

CCT/ Light Distribution	Luce Solar 3.1 (667 Wh)		Luce Solar 3.2 (1 KWh)	
	Type II	Type III	Type II	Type III
4000K	112233**	112230	112234	112260
5000K	112199	112206	112200	112261
Bird spike for Luce Solar 3 (Optional Extra* **)			112253	

**Stock standard item (Luce Solar 3.1, 4000K, Type II)

***Not sold separately

☎ Contact Us

LTC Head Office:

Sales: 1300 832 372

Email: sales@lighttc.com.au

Website: www.lighttc.com.au



Address:

251 Rawson Street,
Auburn, NSW 2144, Australia