



**Base For 40/44 Relays w/Metal Clip**

- Complete range from PCB to power relays to cover all of your switching requirements
- International certifications and approvals including CE, CSA, EAC, PCT, RINA, VDE and RoHS, providing quality assurance of a market leading product
- Compact construction allowing for most efficient use of your space

Representative Photo Only  
(actual product may vary based on configuration selections)

**SPECIFICATIONS**

Component Type	Timers and Control relays	Relay Base
Dielectric Strength, between open Contacts		1000 V AC
Mounting		PCB Mount
Shock Acceleration (Max.)		20 g
Shock Duration (Max.)		5 ms
Vibration Acceleration (Max.)		25 g

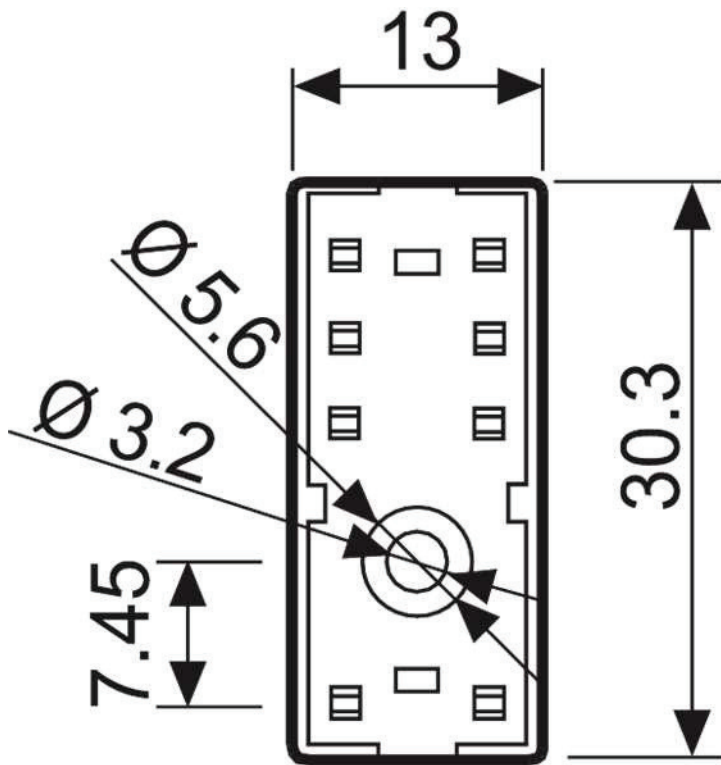
**REFERENCES**

IECEX Certificate	-
Supplier Declaration of Conformity:	-
Installation Guide:	-
User Manual:	-
Manufacturer Datasheet:	-
Manufacturer Catalogue & Product Selection:	-

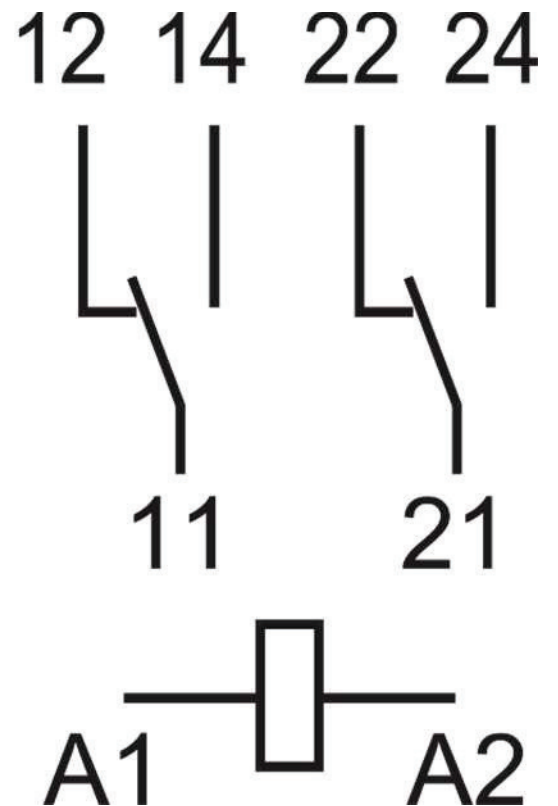
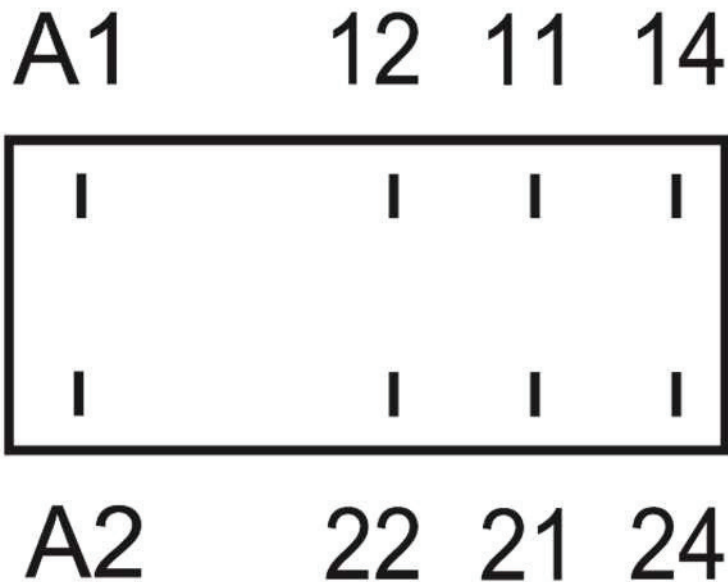
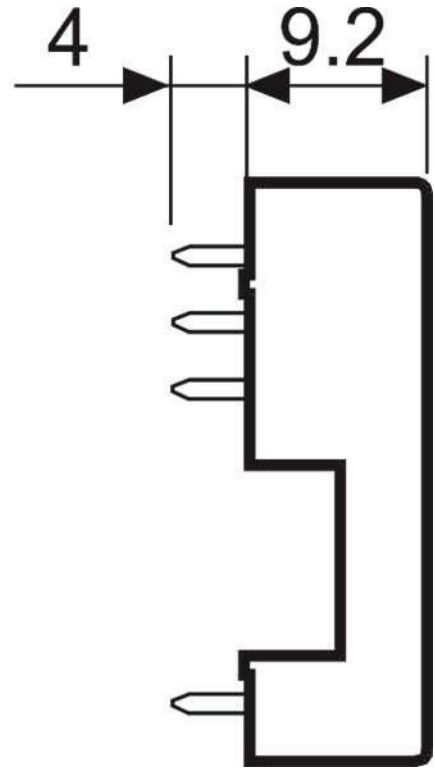
Catalogue No: **95.15**

**BASE FOR 40/44 RELAYS W/METAL CLIP**

Timers and Control Relays > General Purpose Relays > Electromechanical Relays > Finder Electromechanical Relays > PCB and Miniature Relays > 40/44 Series Miniature PCB Relays



Dimension Diagram



Connection / Wiring Diagram