

Catalogue No: **94.04**
BASE FOR 5534 RELAY/9902 LED

Timers and Control Relays > General Purpose Relays > Electromechanical Relays > Finder Electromechanical Relays > Power Relays > 55 Series Mini General Purpose Relays



Base For 5534 Relay/9902 Led

- Lockable test button and mechanical flag indicator as standard on 2 and 4 pole types
- AC coils and DC coils
- Cadmium Free contacts (preferred version)
- 94 series sockets
- Coil EMC suppression
- Timer accessories 86 series

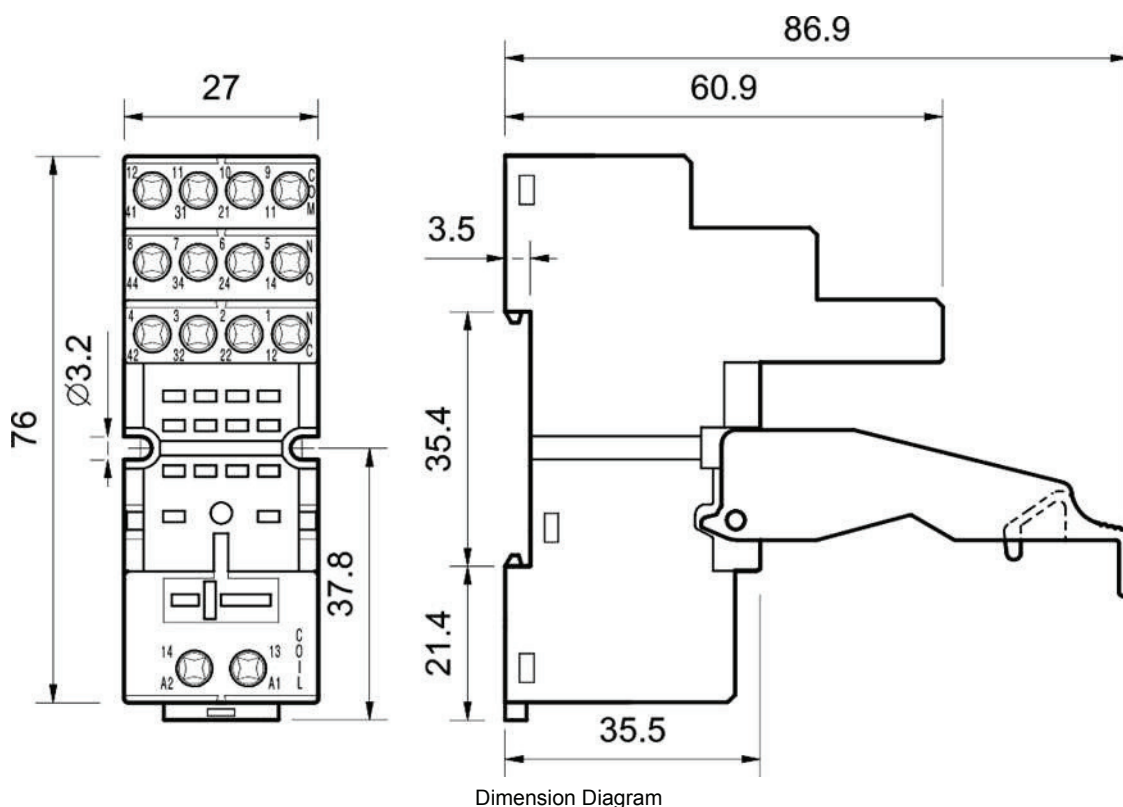
Representative Photo Only
(actual product may vary based on configuration selections)

SPECIFICATIONS	
Component Type	Timers and Control relays
Dielectric Strength, between open Contacts	1000 V AC
Mounting	Plug-in
Height	76 mm
Width	27 mm
Depth	86.9 mm
Shock Acceleration (Max.)	16 g
Shock Duration (Max.)	3 ms
Vibration Acceleration (Max.)	15 g
Vibration Frequency, Operational (Max.)	55 Hz
Relay Base	
REFERENCES	
IECEEx Certificate	-
Supplier Declaration of Conformity:	-
Installation Guide:	-
User Manual:	-
Manufacturer Datasheet:	-
Manufacturer Catalogue & Product Selection:	-

Catalogue No: **94.04**

BASE FOR 5534 RELAY/9902 LED

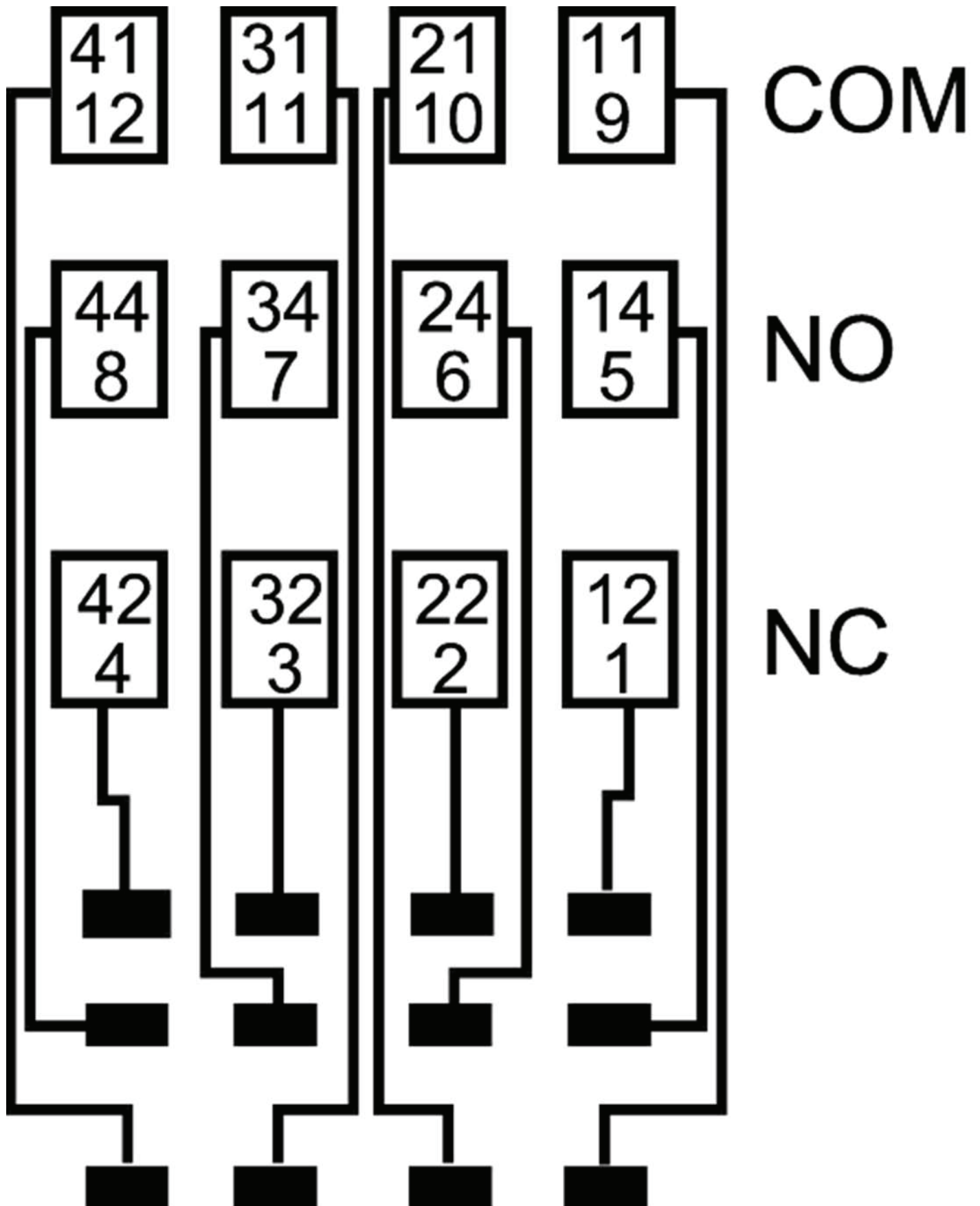
Timers and Control Relays > General Purpose Relays > Electromechanical Relays > Finder Electromechanical Relays > Power Relays > 55 Series Mini General Purpose Relays



Catalogue No: **94.04**

BASE FOR 5534 RELAY/9902 LED

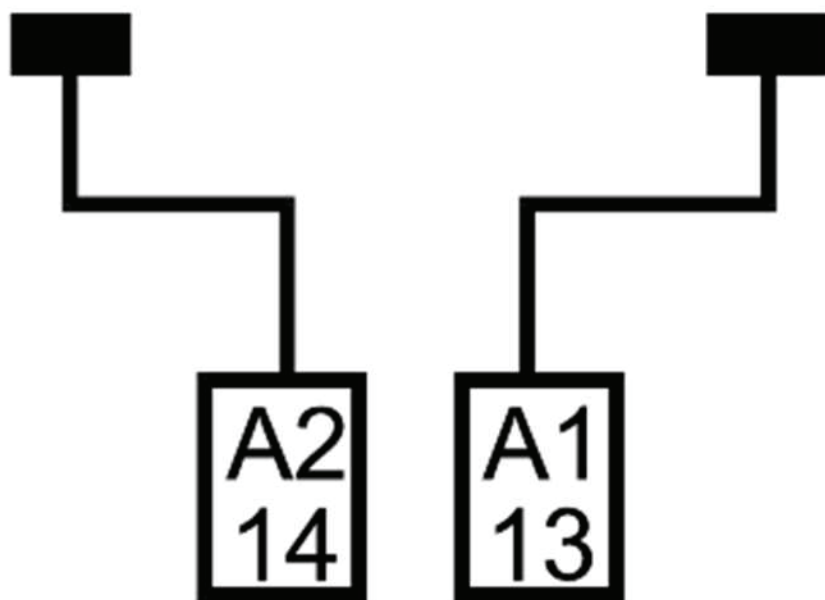
Timers and Control Relays > General Purpose Relays > Electromechanical Relays > Finder Electromechanical Relays > Power Relays > 55 Series Mini General Purpose Relays



Catalogue No: **94.04**

BASE FOR 5534 RELAY/9902 LED

Timers and Control Relays > General Purpose Relays > Electromechanical Relays > Finder Electromechanical Relays > Power Relays > 55 Series Mini General Purpose Relays



COIL

94.04

Connection / Wiring Diagram