



Metal Roof Version

Tile Version



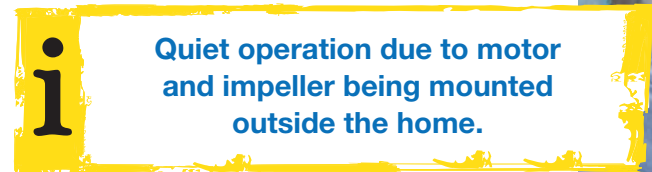
Ezifit Thru Roof Series



Available in metal/deck and tile roof versions, the Ezifit Thru Roof exhaust and supply air fans are easy to install and provide powerful air flow with low noise output. A relief vent version (ie. without the fan) is also available.

Features

- Easy to install design.
- Suits all types of tile or metal roof profiles.
- Roof flashing included (excludes bush fire code compliance models).
- Comes with convenient 3-pin plug and lead.
- Suitable for connection to long duct runs.
- Good installation will provide quiet operation.
- "Continuous rated" motor with safety thermal protection.
- Galvanised metal finish - easy to paint.
- Powder coating in required colour available as optional extra.
- 220-240V, Single-phase, 50Hz.
- Certificate of Approval number: Q02250.

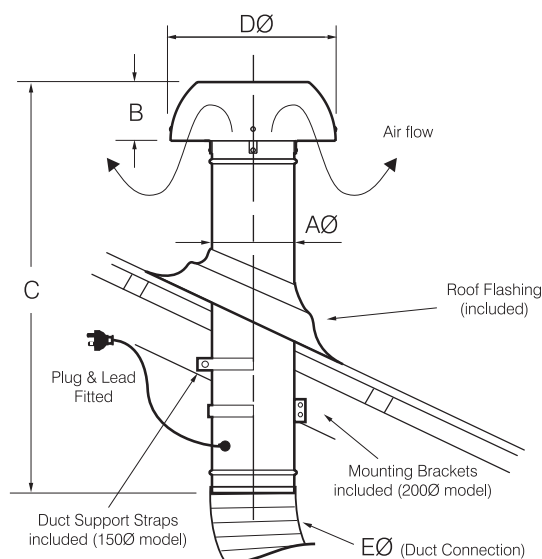


Accessories

- Run-on Timers and Speed Controllers (pages A-38 to A-39)
- Flexible Duct - Fire Rated AS/NZS 4254 (page A-40)
- Internal Grilles (pages A-45 to A-46)
- Backdraft Damper (page A-47)

Ezifit Exhaust & Relief Vent

Dimensions



Model No.	Type	AØ	B	C	DØ	EØ
ECE152*	Exhaust Fan	140	100	700	285	150
ECE154*	Exhaust Fan	140	100	700	285	150
ECE204*	Exhaust Fan	200	153	950	445	200
ERV150*	Relief Vent	140	100	608	285	150
ERV200*	Relief Vent	200	153	810	445	200

* Nominate roof flashing type: M= Metal/Deck roof, T= Tile roof
All dimensions in mm

Ezifit Supply Air



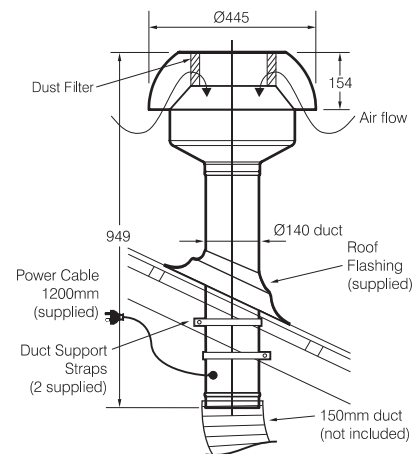
Features

- Provides filtered air to internal spaces.
- Designed to provide powerful air flow through 150mm duct to one or more points.
- Suitable for connection to long duct runs.
- Fitted with a G2 dust filter that can be cleaned or replaced.

Model No. ECE152*S

* Nominate roof flashing type: M= Metal/Deck roof, T= Tile roof

Dimensions



Dimensions in mm

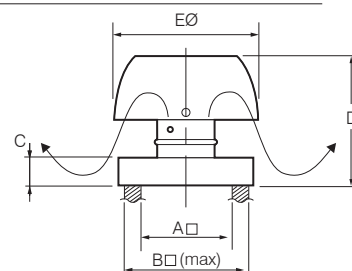
Ezifit with Bushfire Code Compliance



Features

- Developed and tested for ducted applications in bushfire prone regions.
- Robust, galvanised steel construction
- High quality bronze mesh provides ember protection
- Compliant to AS3959:2009 up to and including BAL-40

Dimensions



Model No.	AØ	B	C	DØ	EØ
ECE152-BFC	200	250	55	256	286
ECE154-BFC	200	250	55	256	286
ECE204-BFC	350	410	55	315	445

Dimensions in mm

Ezifit Relief Vent

- Ideal for 150mm & 200mm duct mounted fan systems.

For dimensions and product codes see previous page.