



# METAL HALIDE

METAL HALIDE CONTROL GEAR FOR EYE MULTI-METAL LAMPS

EYE Lighting has a range of Metal Halide Control Gear products (IEC 61167) that are suitable for operating EYE Multi Metal lamps. Versions are available in Gear Tray, Cast Box and Sturdigear configurations.



## Metal Halide Control Gear for EYE Multi-Metal Lamps

### Requirements

Metal Halide (MH) Control Gear for EYE Lighting Multi-Metal lamps consist of: a ballast (also called a “choke”), a capacitor to adjust the high power factor within acceptable parameters and an ignitor. Conforms to IEC 61167 performance specification.

Care must be taken to ensure that the control gear is matched correctly to match the lamp’s specific requirements.

### Gear Tray - (GTS)

Gear Trays (GTS) are designed to be easily installed inside poles, walls, cabinets and other structures away from weather and other potential hazards.

### Cast Box - (CB)

Cast Box (CB) types are IP65 rated and are fully enclosed in a cast aluminium casing allowing fitment in exterior locations that are exposed to the weather.

### Sturdigear

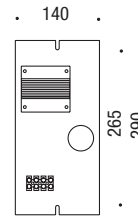
Sturdigear types are like Cast Boxes but with the added protection of anti-vibration features allowing fitment in more demanding industrial locations or situations.

### CAUTION

Control gear is designed to match the characteristics of particular lamp types. The ballast (also called a “choke”) and ignitor requirements are different for each lamp types, and care is required to correctly match the supply voltage / choke ignitor / lamp combination. Mis-matched lamp / gear combinations can cause short life, reduced light output, colour shift, cycling and overheating of the components.

Care must be exercised with the correct selection of cable between the output of the remote control gear and the lamp. The ignitor pulses required to start the lamp can be attenuated by the capacitance of the cable. Cable capacitance in most installations is between 70-100pF/m. It is good practice to locate the ignitor as close as possible to the lamp.

FIG. 1



(H) - Max. 95°

FIG. 4

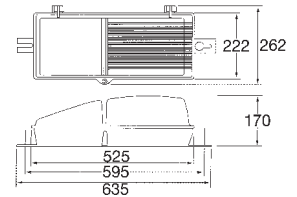
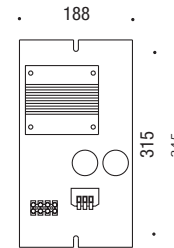


FIG. 2



(H) - Max. 145°

FIG. 5

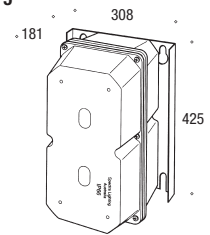
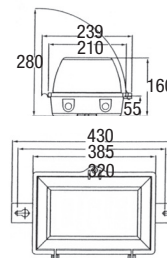


FIG. 3



\*Specific dimensions available on request.

## Product Range

	Code	Description	Input Volts (V)	Supply Current (at 0.9PF)		Lamp Values		Weight (kg)	Compatible Lamps	Fig
				Start Current	Run Current	Lamp Volts	Lamp Current			
250W	253530	M250 GTS	240	1.92	1.25	130	2.13	3.6	CMT220/EX/HOR CM230(F)/PRO/BUD	1
	253155	RM250 CB	240	1.92	1.25	130	2.13	6.6	M(F)250X/U MT250-BH	3
400W	253535	M400 GTS	240	3.15	1.98	135	3.25	4.3	CMT360/EX/HOR CM360(F)/PRO/BUD	1
	253160	RM400 CB	240	3.15	1.98	135	3.25	7.6	M(F)400X/U MT400-BH MRF400BU	3
	251220	STURDIGEAR 400W MH	240	3.15	1.98	135	3.25	12.8	MT400SX/HOR M(F)400SX/BU	5
1000W	253540	M1000(A) GTS	240	7.30	4.55	145	7.50	9.6	MT1000A-BH/67	2
	253165	RM1000(A) CB	240	7.30	4.55	145	7.50	14.5		4
	253545	M1000(B) GTS	240	2.77	4.52	263	4.10	15.0	M(F)1000BSX/BU MT1000B-BH MT1000B-BH-SRL	2
	253550	M1000(B) B GTS	415	1.73	2.83	263	4.10	15.0		2
	253170	RM1000 CB-CW	240	2.77	4.52	263	4.10	20.0		4
253175	RM1000 CB B	415	1.73	2.83	263	4.10	25.0	4		
251235	STURDIGEAR 1kW MH CW	240	2.77	4.52	263	4.10	25.0	5		
2000W	253560	M2000(B) GTS	415	7.41	5.50	245	8.80	16.0	MT2000(B)-BH/L-T	2
	253180	RM2000(B) CB	415	7.41	5.50	245	8.80	21.0		4
	253565	M2000 S (B) GTS	415	8.00	5.50	205	11.3	16.0	HQI-TS 2000W/D/S HF	2

\*CMH - lamps with prefix CM or CMT are EYE Cera Arc™ ceramic metal halide lamps designed to operate on Mercury Vapour Control Gear (IEC 60188) with a designated lamp ignitor.

Pictorial is representative only. Specifications may change without notice.