

Universal Switch Mechanism
250V 20A / 16AX

CLIPSAL[®]

by **Schneider** Electric

30USM Australia's most universal mech



clipsal.com

Universal Switch Mechanism

250V 20A / 16AX

No visible arcing

Australia's Truly Universal Mech

Introducing Clipsal's latest innovation to the 30 Mech family - the 30USM. The new 30USM has a whopping 20A capacity and can switch fluorescent loads up to 16AX, which makes it a truly universal switch mechanism and ideal for any application.

30USM is Hard to Beat!

The Clipsal 30USM offers superior design features, such as deep contact action and 3mm air gap within the mechanism. This eliminates visible arcing and "crackling", preventing carbon deposits on the dolly (switch) and aperture. Not to mention an independent "snap" action of the dolly bridge that stops the switch from being partially turned on or off.

When you combine these great new features with the modular 30 mechanism design, you have a flexible switch solution that is simply hard to beat!

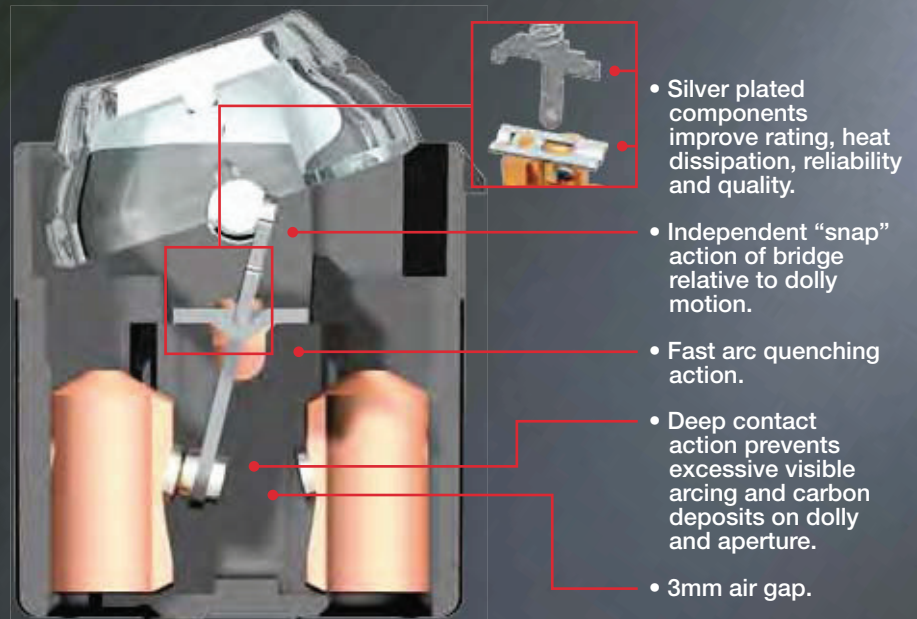
Convenience & Flexibility

The huge switching capacity and modular design of the 30USM provides you with a convenient and flexible switch solution, which can be used across many applications.

The great advantage of this is that you only need to carry one switch mechanism, preventing the need to carry several switch mechanisms for different applications.

One mechanism for every application

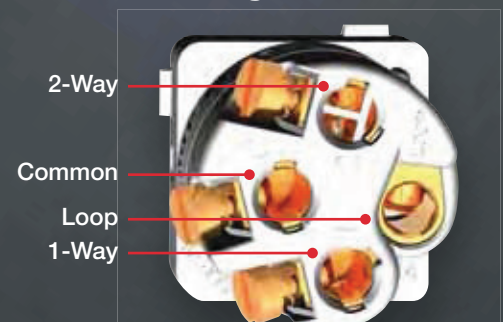
Cross Section



Terminal Screw Access



Wiring Terminals



Huge **20A / 16AX** switching capacity

STANDARD
SERIES



SERIES
2000



CLASSIC
G2000





Superior design features



Product Features and Benefits

- Huge switching capacity of 20A.
- Reduced visible arcing and “crackling”.
- Ability to switch fluorescent loads up to 16AX.
- Modular 30 Mech design suits most Clipsal switch plates.
- Terminal screws set at 45° for easier accessibility.
- Easier terminal access.



Testimonial

“I recently fitted a group of apartments with the new 30USM mech and not only does the mechanism feel stronger, but I found it just as easy to fit as Clipsal’s 30 Mech. And thanks to its huge 20A switching capacity I only need to carry one type of mechanism in my vans, which is a great time saver. I’m also really impressed with the deep contact action, as any visible arcing has been eliminated.”

*Kerry Ruddle,
Kerry Ruddle Electrical Pty Ltd, QLD*

C O M M E R C I A L


SLIMLINE™
SC2000



ECLIPSE



METALPLATE
RANGE



Suits a wide
range of Clipsal
switch plates

Technical information

Product Catalogue Numbers

	Old Cat. No.	New Cat. No.	Description
Rocker mechanisms	N/A	30USM,WE	20AMP 16AX - UNIVERSAL ROCKER SWITCH MECH, WHITE ELECTRIC
	N/A	30USM,3A	20AMP 16AX - UNIVERSAL ROCKER SWITCH MECH, ARCTIC SILVER
	N/A	30USM,3S	20AMP 16AX - UNIVERSAL ROCKER SWITCH MECH, CHROME SHADOW
	N/A	30USM,BK	20AMP 16AX - UNIVERSAL ROCKER SWITCH MECH, BLACK
	N/A	30USM,BR	20AMP 16AX - UNIVERSAL ROCKER SWITCH MECH, BROWN
	N/A	30USM,CM	20AMP 16AX - UNIVERSAL ROCKER SWITCH MECH, CREAM
	N/A	30USM,DS	20AMP 16AX - UNIVERSAL ROCKER SWITCH MECH, DESERT SAND
	N/A	30USM,DB	20AMP 16AX - UNIVERSAL ROCKER SWITCH MECH, DARK BLUE
	N/A	30USM,RD	20AMP 16AX - UNIVERSAL ROCKER SWITCH MECH, RED
	N/A	30USM,SG	20AMP 16AX - UNIVERSAL ROCKER SWITCH MECH, SOFT GREY
	30M15RD,WE	30USMRD,WE	20AMP 16AX - UNIVERSAL ROCKER SWITCH MECH WITH RED DOLLY DOT, WHITE ELECTRIC
	30M20HW,CM	30USMHW,CM	20AMP 16AX - UNIVERSAL ROCKER SWITCH MECH MARKED HWS, CREAM
	30M20HW,DS	30USMHW,DS	20AMP 16AX - UNIVERSAL ROCKER SWITCH MECH MARKED HWS, DESERT SAND
	30M20HW,SG	30USMHW,SG	20AMP 16AX - UNIVERSAL ROCKER SWITCH MECH MARKED HWS, SOFT GREY
	30M20HW,WE	30USMHW,WE	20AMP 16AX - UNIVERSAL ROCKER SWITCH MECH MARKED HWS, WHITE ELECTRIC
	30M20OV,BK	30USMOV,BK	20AMP 16AX - UNIVERSAL ROCKER SWITCH MECH MARKED OVEN, BLACK
	30M20OV,CM	30USMOV,CM	20AMP 16AX - UNIVERSAL ROCKER SWITCH MECH MARKED OVEN, CREAM
	30M20OV,WE	30USMOV,WE	20AMP 16AX - UNIVERSAL ROCKER SWITCH MECH MARKED OVEN, WHITE ELECTRIC
Also available in the following plates and kits	31VA16T,WE	31VAUSMT,WE	1 GANG VERT ASSY 20A 16AX AND 563G1 - UNIVERSAL SWITCH MECH, WHITE ELECTRIC
	2031VA16T,WE	2031VAUSMT,WE	1 GANG VERT ASSY 20A 16AX AND 563G1 - UNIVERSAL SWITCH MECH, WHITE ELECTRIC
	2032VA16,WE	2032VAUSM,WE	2 GANG VERT ASSY 20A 16AX - UNIVERSAL MECH, WHITE ELECTRIC
	2033VA16,WE	2033VAUSM,WE	3 GANG VERT ASSY 20A 16AX - UNIVERSAL MECH, WHITE ELECTRIC
	C2031VA16T,BK	C2031VAUSMT,BK	1 GANG 20A 16AX VERT SWITCH AND 563G1 - UNIVERSAL MECH, BLACK
	C2031VA16T,CM	C2031VAUSMT,BR	1 GANG 20A 16AX VERT SWITCH AND 563G2 - UNIVERSAL MECH, BROWN
	C2031VA16T,WE	C2031VAUSMT,WE	1 GANG 20A 16AX VERT SWITCH AND 563G3 - UNIVERSAL MECH, WHITE ELECTRIC
	C2032VA16,BK	C2032VAUSM,BK	2 GANG 20A 16AX VERT SWITCH - UNIVERSAL MECH, BLACK
	C2032VA16,BR	C2032VAUSM,BR	2 GANG 20A 16AX VERT SWITCH - UNIVERSAL MECH, BROWN
	C2032VA16,CM	C2032VAUSM,CM	2 GANG 20A 16AX VERT SWITCH - UNIVERSAL MECH, CREAM
	C2032VA16,DS	C2032VAUSM,DS	2 GANG 20A 16AX VERT SWITCH - UNIVERSAL MECH, DESERT SAND
	C2032VA16,SG	C2032VAUSM,SG	2 GANG 20A 16AX VERT SWITCH - UNIVERSAL MECH, SOFT GREY
	C2032VA16,WE	C2032VAUSM,WE	2 GANG 20A 16AX VERT SWITCH - UNIVERSAL MECH, WHITE ELECTRIC
	C2032VTB,WE	N/A	PERMANENT CONNECTION UNIT C2000 SERIES UNIVERSAL MECH, WHITE ELECTRIC
	C2032VTB,BK	N/A	PERMANENT CONNECTION UNIT C2000 SERIES UNIVERSAL MECH, BLACK
	C2032VTB,CM	N/A	PERMANENT CONNECTION UNIT C2000 SERIES UNIVERSAL MECH, CREAM
	C2032VTB,BR	N/A	PERMANENT CONNECTION UNIT C2000 SERIES UNIVERSAL MECH, BROWN
	C2033VA16,BK	C2033VAUSM,BK	3 GANG 20A 16AX VERT SWITCH - UNIVERSAL MECH, BLACK
	C2033VA16,BR	C2033VAUSM,BR	3 GANG 20A 16AX VERT SWITCH - UNIVERSAL MECH, BROWN
	C2033VA16,CM	C2033VAUSM,CM	3 GANG 20A 16AX VERT SWITCH - UNIVERSAL MECH, CREAM
	C2033VA16,DS	C2033VAUSM,DS	3 GANG 20A 16AX VERT SWITCH - UNIVERSAL MECH, DESERT SAND
	C2033VA16,WE	C2033VAUSM,WE	3 GANG 20A 16AX VERT SWITCH - UNIVERSAL MECH, WHITE ELECTRIC
	2032VTB,WE	N/A	PERMANENT CONNECTION UNIT, SWITCHED 20A - UNIVERSAL MECH, WHITE ELECTRIC
	2032HWS,WE	N/A	HOT WATER SWITCH AND CONDUIT KIT 250V 20A - UNIVERSAL MECH, WHITE ELECTRIC
	32VA15/38TB,WE	32VAUSM/38TB,WE	COMBINED SWITCH AND TERM BLOCK - UNIVERSAL MECH, WHITE ELECTRIC
	WS229,GY	N/A	WS229 1 GANG WEATHERPROOF SURFACE SW - UNIVERSAL MECH, GREY
	WS229,WE	N/A	WS229 1 GANG WEATHERPROOF SURFACE SW - UNIVERSAL MECH, WHITE ELECTRIC

Schneider Electric (Australia) Pty Ltd

33-37 Port Wakefield Road, Gepps Cross
South Australia 5094

PO Box 132, Enfield Plaza,
South Australia 5085

clipsal.com

Website: clipsal.com
Contact us: clipsal.com/feedback

National Customer Care Enquiries:
1300 2025 25

Schneider Electric (Australia) Pty Ltd reserves the right to change specifications, modify designs and discontinue items without incurring obligation and whilst every effort is made to ensure that descriptions, specifications and other information in this catalogue are correct, no warranty is given in respect thereof and the company shall not be liable for any error therein.

© 2011 Schneider Electric. All Rights Reserved.

Trademarks are owned by Schneider Electric Industries SAS or its affiliated companies.

printed on recycled paper