








240V	10W					CRI(Ra) >80	POWER FACTOR 0.9			
		COB LED		50° BEAM ANGLE				70-93mm		

The ultimate project downlight to replace 50W MR16 systems. Producing high lumens using precision optics and a high output C.O.B (chip on board) LED. Providing a stylish, yet budget conscious solution.

FEATURES

- CCT Switchable between Warm White (3000K), Cool White (4200K) & Daylight (6500K).
- Rated for IC-4 Abutted and Covered usage to allow for covering with thermal insulation.
- Gimbal head downlight.
- Diecast aluminium construction.
- White powdercoated finish.
- COB LED technology for superior light output.
- External dimmable LED driver.
- Flex & plug (Total length 1m).
- Long lasting up to 30,000 hours¹.
- Cut-out 70-93mm.
- 3 Year Warranty.

MAIN APPLICATIONS

All interior residential rooms.

MODEL NO.	WATTAGE (W)	LUMENS @ 3000K (lm)	LUMENS @ 4200K (lm)	LUMENS @ 6500K (lm)	COLOUR
20203/05	10	800	900	880	05 WHITE

¹ At 40°C ambient temperature. Actual life may vary depending on individual circumstances.

