


AT9045 /6 /7 /8 TRI

12 - 35W Commercial LED downlight with dimmable driver - Tri-colour

Features

- High efficient LED array
- Ideal for residential and commercial applications
- Recessed diffuser design
- Phase-cut dimmable
- Tri-CCT selectable



ORDERING INFORMATION

Order code	12789
Description	12W LED downlight with dimmable driver - Tri-CCT - White
Driver Type	Dimmable (Phase cut)
Item Code	AT9045/WH/TRI

MECHANICAL

Adjustability	Fixed
Body Material	Aluminium
Diffuser Material	PMMA
Product Finish	Powdercoated
Fitting Colour	White
IC Rating	IC-4

IC-4 rating has been conducted at the products maximum working Temperature Range (C) in line with Australian standards. This provides the required safety when covered with insulation and used in Australian Environments.

Installation Type	Recessed
IP Rating	IP54 Front Face Only

ELECTRICAL

Electrical Rating	Class II
Input Frequency	50 Hz
Input voltage	230Vac

In Australia the Input voltage is defined as 230Vac -6%/+10%. This effectively means that the voltage range of these products are 216Vac - 253Vac or 240V +6%

Maximum Wattage	12 W
Switch Type	Inline

Working Temp Range	-20 to 40 °C
--------------------	--------------

LAMP

Beam Angle	90 °
CCT Configuration	TRI-CCT
CRI	>80
Lamp/LED Current	300 mA
Lamp/LED voltage	36 V

LED LIFETIME

LED Lifetime	>54,000 hrs
--------------	-------------

This is the Reported LED Lifetime in Hours based on TM-21. Atom does not list the projected or calculated LED lifetime, which is normally longer as TM-21 Addendum B explicitly states "The Calculated and Projected Lp(Dk) are not to be reported". This Lifetime refers to the life of a single LED however the system life is longer since the probability and binomial distribution of all LEDs in the system means that the average led is performing above the specification and compensates for the LEDs falling below.

TM-21 Test Hours	9000 hrs
------------------	----------

COLOUR TEMPERATURE

Warm White (3000 K)	1260 lm
Cool White (4000 K)	1380 lm
DayLight (5700 K)	1340 lm



DRIVER

Dimmable	Yes
Driver Included	Yes
Integrated Driver	No
Driver Mode	Constant Current
Driver Type	Dimmable (Phase cut)
Flex & Plug or Lead Length	600 mm
Wiring Type	Re-wireable Flex & Plug (2 pin)

COMPLIANCE

Standards	AS/NZS 60598.1 AS/NZS 60598.2.2 AS/NZS 61347.1 AS/NZS 61347.2.13 AS CISPR 15
-----------	--

WARRANTY

Commercial Use Warranty	3 RTB (Total 3 Years)
Domestic Use Warranty	3 (Yr) RTB
VIP Warranty	2 Onsite, 3 RTB (Total 5 Years)

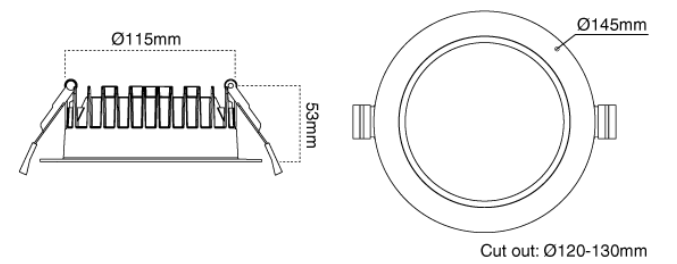
VIP warranty is available to registered users and is subjected to additional terms and conditions.

DIMENSIONS

Cutout	120-130 mm
Product Diameter	145 mm
Product Height	55 mm

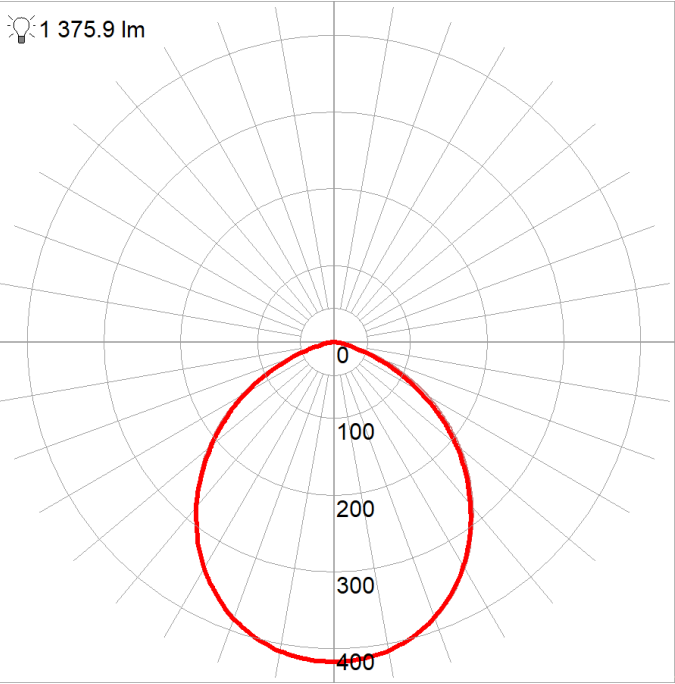
LINE DRAWINGS

AT9045/WH/TRI



PHOTOMETRICS

AT9045/WH/TRI/4000K



AT9045/WH/TRI/5700K

