



Type 5 Pit

Length 715mm
Width 465mm
Depth 635mm



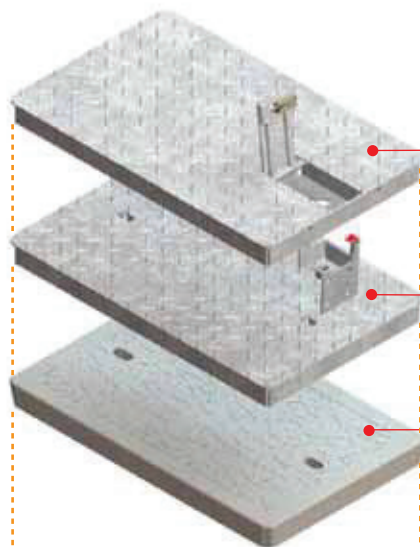
Up to
935mm (1 riser)

Product Selection Steps

Once pit type is determined:

1. Determine if riser is required.
2. Select lid or access cover (adds additional depth) to suit project application.

Lids



Steel **PowerLok**® lid (AS 3996 Class B).
Slip Resistance Rating R10 AS/NZS 4586.
IP2XD (AS 60529) protection against ingress of foreign objects when hatch is closed.

Steel lid (AS 3996 Class B).
Slip Resistance Rating R10 AS/NZS 4586.
IP4X (AS 60529) protection against ingress of foreign objects if fitted with universal plug.

Cement concrete lid (AS 3996 Class A).
Slip Resistance Rating R9 AS/NZS 4586.
IP4X (AS 60529) protection against ingress of foreign objects if fitted with universal plug.

Riser



Optional riser to increase pit depth, riser rebate is identical to pit rebate and with lid, offers the same IP protection. To produce riser, cut base off another pit to appropriate length. ACO recommends no more than 1 riser. Riser adds 300mm depth.

Note: Access covers fit above pit/riser, refer to pg 80 for installation guidelines.

Pit



Continuous ribbed wall design for maximum wall strength. All plastic pits have undergone FEA analysis to ensure optimum pit performance.

Lids fit into rebate at top of pit, whilst access covers must be installed in a cast in situ concrete collar.

Pit can be cut at specific points to create a shallower pit.

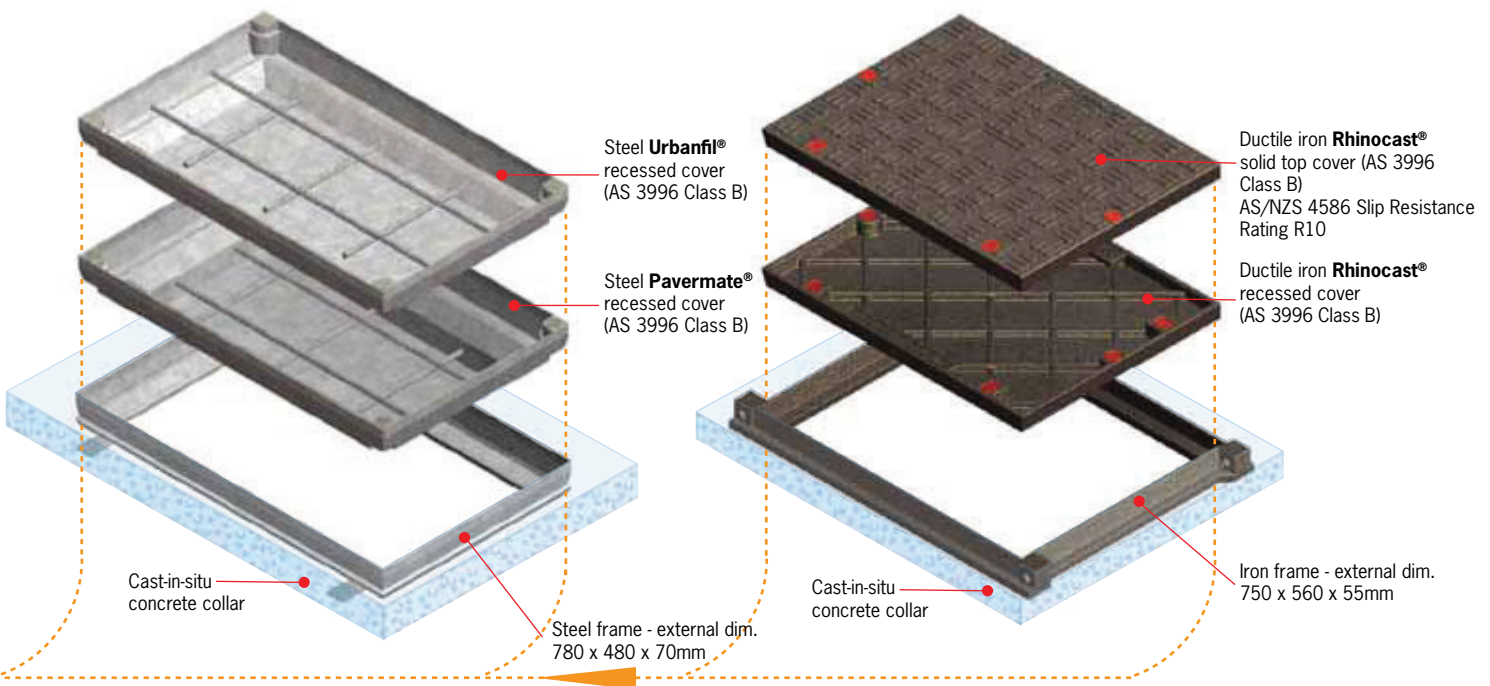
Use holesaw to cut conduit hole anywhere on side wall. The maximum number of holes recommended per pit is limited by conduit quantity and size. Contact ACO for guidance.

Plastic pit construction offers an economic pit solution for light duty applications. Plastic also offers excellent electrical resistivity.

PLASTIC

Weather Resistant Access Covers

All access covers have IP4X (AS 60529) protection against ingress of foreign objects. **Rhinocast®** access covers offer water & gas tightness to AS 3996.

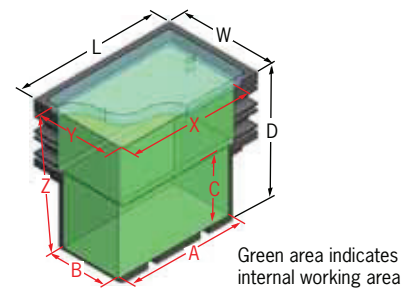


Type 5 Pit Parts List⁶

Description	Part No.	Weight (kg)	
Type 5 plastic pit	76042	10	
Lids & Covers		Cover ¹	Total
Cement concrete lid (AS 3996 Class A) - Blank	76069	28	28
Cement concrete lid (AS 3996 Class A) - Communications	76073	28	28
Cement concrete lid (AS 3996 Class A) - Electricity	76080	28	28
Steel lid (AS 3996 Class B)	70520	11	11
Steel PowerLok® lid (AS 3996 Class B) ^{2, 3}	70530	15	15
Steel Urbanfil® recessed cover (AS 3996 Class B) ⁴	80450	11	16
Steel Pavermate® recessed cover (AS 3996 Class B) ⁴	80451	11	17
Ductile iron Rhinocast® recessed cover (AS 3996 Class B) ⁵	85037	28	49
Ductile iron Rhinocast® solid top cover (AS 3996 Class B) ⁵	85236	28	47

Notes:

- Lid & access cover weights are provided as lifting weight (individual cover parts) and total weight. Recessed covers weight do not include pavement infill; for approx. lifting weight - **Urbanfil®**/**Pavermate®** covers - multiply weight by '7'; **Rhinocast®** covers multiply weight by '1.5'.
- All lids are supplied with brackets and support bars where applicable.
- PowerLok®** lids supplied with locking bolt (padlock not supplied).
- Optional brass edging (Specify 'BE' after part number).
- Optional locking, brass or stainless steel edging in 12mm or 40mm heights (Specify 'BE' or 'SS' and height after part number).
- For Accessories (e.g. identification plates, divider brackets, cable hanger brackets see pg 43).



Pit Dimensions

Internal working area (mm)	
A	585
B	335
C	285
X	655
Y	355
Z	580
Overall dimensions (mm)	
L	715
W	465
D	635

Notes:

- Using risers will increase pit depth (Z & D) by depth of riser.
- Access covers will increase depth of pit by height of concrete collar - allowance should be made for concrete collar during pit installation. See pg 82 for excavation details.